

ZCMD41L1

Limit switch body, Limit switches XC Standard, ZCMD, 2NC+2 NO, silver, snap action, connection, 1 m



Main

Range of Product	Telemecanique Limit switches XC Standard
Series name	Standard format
Product or Component Type	Limit switch body
Device short name	ZCMD
Design	Miniature
Body type	Fixed
Associated head	ZCE10 ZCE08 ZCE07 ZCE62 ZCE29 ZCE67 ZCE13 ZCE24 ZCE66 ZCE09 ZCEG1 ZCE02 ZCE06 ZCE14 ZCE21 ZCEF0 ZCE63 ZCEF2 ZCE11 ZCE64 ZCE28 ZCE27 ZCE01 ZCE65
Body material	Zamak
Number of poles	4
Contacts type and composition	2 NC + 2 NO
Contact operation	Snap action

Complementary

Product Compatibility	XCMD
Electrical connection	Fixed cable
Cable length	3.28 ft (1 m)
Cable composition	9 x 0.34 mm ²
Wire insulation material	PvR
Contacts insulation form	Zb
Contacts material	Silver plated contacts
Positive opening	With
Minimum actuation speed	0.01 m/min
[Ui] rated insulation voltage	300 V 3)UL 508 400 V 3)IEC 60947-5-1 300 V 3)CSA C22.2 No 14
Maximum resistance across terminals	25 mOhm IEC 60255-7 category 3
[Uimp] rated impulse withstand voltage	4 KV IEC 60664 4 KV IEC 60947-1

The information provided in this documentation contains general descriptions and/or technical characteristics of the performance of the products contained herein. This documentation is not intended as a substitute for and is not to be used for determining suitability or reliability of these products for specific user applications. It is the duty of any such user or integrator to perform the appropriate and complete risk analysis, evaluation and testing of the products with respect to the relevant specific application or use thereof. Neither Schneider Electric Industries SAS nor any of its affiliates or subsidiaries shall be responsible or liable for misuse of the information contained herein.

Short-circuit protection	6 A cartridge fuse gG
Electrical durability	5000000 Cycles, DC-13 24 V, 3 W 60 cyc/mn 0.5 IEC 60947-5-1 appendix C 5000000 Cycles, DC-13 48 V, 2 W 60 cyc/mn 0.5 IEC 60947-5-1 appendix C 5000000 cycles, DC-13 120 V, 1 W 60 cyc/mn 0.5 IEC 60947-5-1 appendix C
Width	1.18 in (30 mm)
Height	1.97 in (50 mm)
Depth	0.63 in (16 mm)
Net Weight	0.14 lb(US) (0.065 kg)

Environment

Ambient Air Temperature for Storage	-40...158 °F (-40...70 °C)
-------------------------------------	----------------------------




Ordering and shipping details

Category	US1000T22413
Discount Schedule	000T
GTIN	3389110299441
Returnability	Yes
Country of origin	MX

Packing Units

Unit Type of Package 1	PCE
Number of Units in Package 1	1
Package 1 Height	0.41 in (1.041 cm)
Package 1 Width	4.62 in (11.733 cm)
Package 1 Length	5.03 in (12.773 cm)
Package 1 Weight	5.33 oz (151.0 g)
Unit Type of Package 2	S02
Number of Units in Package 2	30
Package 2 Height	5.91 in (15 cm)
Package 2 Width	11.81 in (30 cm)
Package 2 Length	15.75 in (40 cm)
Package 2 Weight	11.42 lb(US) (5.18 kg)
Unit Type of Package 3	P06
Number of Units in Package 3	480
Package 3 Height	29.53 in (75 cm)
Package 3 Width	23.62 in (60 cm)
Package 3 Length	31.50 in (80 cm)
Package 3 Weight	202.83 lb(US) (92 kg)

Offer Sustainability

Sustainable offer status	Green Premium product
California proposition 65	WARNING: This product can expose you to chemicals including: Diisononyl phthalate (DINP), which is known to the State of California to cause cancer, and Di-isodecyl phthalate (DIDP), which is known to the State of California to cause birth defects or other reproductive harm. For more information go to www.P65Warnings.ca.gov
REACH Regulation	 REACH Declaration
EU RoHS Directive	Pro-active compliance (Product out of EU RoHS legal scope)  EU RoHS Declaration
Toxic heavy metal free	Yes
Mercury free	Yes
RoHS exemption information	 Yes

Contractual warranty

Warranty	18 months
----------	-----------