


## AI Series Fresh Air System With VIRTUO™ Technology

# Quickest Set-up With Consistent Results



### QUICKER SET-UP

Quick set-up with VIRTUO™ technology, which does the balancing for you and eliminates a complex part of the installation process. Set it and forget it!



### CONSISTENT RESULTS

Consistent results with airflow verification, auto-balancing, and self-adjustment. VIRTUO™ technology sets a reliable initial configuration in all dwelling types.

### BETTER AIR BETTER LIFE


### BETTER AIR, BETTER LIFE

Installing a HRV or ERV unit improves your home's indoor air quality by providing a supply of fresh, filtered air while exhausting stale, polluted air from your home, leaving the air healthier and more comfortable.



### Powerful, High CFM Motors

Premium energy-efficient ECM  
PMSM motors  
generating up to 230 CFM



### Proven Core Durability and Performance

SRE of up to 75% (HRV)  
or 81% (ERV)



### Preserved Installation Quality

Monitoring system  
with LCD screen  
(CFM, error log, mode)



### Versatile Installation Options

Universal brackets  
and chains included



Scan this code  
to watch video and  
to learn more.

# Advanced Touchscreen Control\*

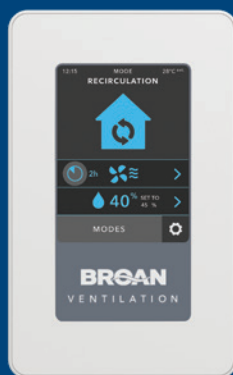
## Easy for installers

The wall control makes it easy to set up airflow and other configurations, which can be saved and reused for future applications.

## Easy for homeowners

Technology provides advanced information and system control for a better user experience.

\*Wireless synchronization with the Deluxe 20-40-60 control



VTTOUCHW  
Bluetooth

## Compatible Wall Controls

A wide range of modern, user-friendly controls

### MAIN CONTROLS



Automatic  
VAUTOW



Dehumidistat  
VTDEHUMW



Speed selector  
VTSPEEDW

### OVERRIDE CONTROLS




Deluxe 20-40-60  
VBATHBTW



20-40-60  
VBATHW

Bluetooth

## Specifications

MODELS		B180H75RT ↑	B230H75RT ↑ B230H75RS →	B180E75RT ↑	B210E75RT ↑ B210E75RS →
RECOVERY TYPE		Heat recovery ventilator (HRV)		Energy recovery ventilator (ERV)	
CFM Airflow min.-max. (cubic feet per minute)	0.2 in. W.G.	65-199	65-231	65-189	65-210
	0.4 in. W.G.	65-193	65-225	65-182	65-206
SRE Sensible recovery efficiency	32°F	78% (64 CFM)	78% (65 CFM)	81% (66 CFM)	81% (64 CFM)
	- 13°F	68% (83 CFM)	67% (80 CFM)	64% (83 CFM)	65% (83 CFM)
ASE* Apparent sensible effectiveness	32°F	82% (64 CFM)	82% (65 CFM)	84% (66 CFM)	84% (64 CFM)
	- 13°F	80% (83 CFM)	80% (80 CFM)	81% (83 CFM)	81% (83 CFM)
LATENT RECOVERY / MOISTURE TRANSFER	32°F	–	–	0.63 (66 CFM)	0.64 (64 CFM)
	- 13°F	–	–	0.64 (83 CFM)	0.63 (81 CFM)
FAN EFFICIENCY		2.9 CFM/W	2.6 CFM/W	2.9 CFM/W	2.2 CFM/W
DIMENSIONS WITH PORTS (H x W x D)		↑ Top ports: 21.6 x 24.6 x 21 in.   → Side ports: 19.5 x 26.9 x 21 in.			
PORTS SIZE		6 in., round			
MOTOR TYPE		ECM PMSM			
FILTRATION LEVEL		MERV 8 included, HEPA membrane filter available			
RECIRCULATION		Yes			
VIRTUO™ AIR TECHNOLOGY		 Airflow verification – Auto-balancing – Constant airflow			
HARDWARE INCLUDED		Drain hose with integrated “snap-in”, universal brackets, chains and screws		Universal brackets, chains and screws	
WARRANTY		Core: 10 years   Parts: 5 years		Core: 5 years   Parts: 5 years	

Authorized dealer



\*Data are not HVI certified.

↑ Top ports  
→ Side ports

The Bluetooth® word mark and logos are registered trademarks owned by Bluetooth SIG, Inc. and any use of such marks by Venmar Ventilation ULC is under license. Other trademarks and trade names are those of their respective owners.

**BROAN**  
**NuTone**  
BETTER AIR. BETTER LIFE.