

Data
Physical data

Width	17.5 mm / 0.689 inch
Height	77.6 mm / 3.055 inch

Subject to changes. Please also observe the further product documentation!

WAGO GmbH & Co. KG
Hansastr. 27
32423 Minden
Phone: +49571 887-0 | Fax: +49571 887-169
Email: info.de@wago.com | Web: www.wago.com

Do you have any questions about our products?
We are always happy to take your call at +49 (571) 887-44222.



Depth from upper-edge of DIN-rail	25.5 mm / 1.004 inch
-----------------------------------	----------------------

Mechanical data

Mounting type	DIN-35 rail Screw mount
Suitable	for 2-, 3- and 5-conductor 221 Series Splicing Connectors (4 mm²)

Material data

Note (material data)	Information on material data can be found here
Color	orange
Insulation material	Polyamide (PA66)
Flammability class per UL94	V0
Weight	9.6 g

Commercial data

PU (SPU)	50 (10) Stück
Packaging type	box
Country of origin VKOrg Germany	CN
GTIN	4055143421942
Customs tariff number VKOrg Germany	39269097900

Optional accessories

Mounting adapter

Mounting accessories	
Item no.: 222-505 Strain relief plate; for mounting carrier; 221 or 222 Series, can be snapped	www.wago.com/222-505
Item no.: 222-510 Angled DIN-rail adapter; in combination with mounting carrier; 221-500 or 222-500; for DIN-35 rail mounting; gray	www.wago.com/222-510

Marking accessories

Marking strip	
Item no.: 210-833 Marking strips; 25 m on roll; 6 mm wide; plain; Self-adhesive; white	www.wago.com/210-833

Downloads

Documentation

Bid Text

Subject to changes. Please also observe the further product documentation!

WAGO GmbH & Co. KG
Hansastr. 27
32423 Minden
Phone: +49571 887-0 | Fax: +49571 887-169
Email: info.de@wago.com | Web: www.wago.com

Do you have any questions about our products?
We are always happy to take your call at +49 (571) 887-44222.



221-500 X81 - Datei	Feb 19, 2019	xml 2.8 kB	Download
------------------------	--------------	---------------	----------

221-500 docx - Datei	Jan 23, 2019	docx 14.9 kB	Download
-------------------------	--------------	-----------------	----------

ausschreiben.de 221-500		URL	Download
-------------------------	--	-----	----------

Additional Information

Technical Section Technical explanations		pdf 2.2 MB	Download
---	--	---------------	----------

CAD/CAE-Data

CAD data

2D/3D Models 221-500		URL	Download
----------------------	--	-----	----------

CAE data

EPLAN Data Portal 221-500		URL	Download
---------------------------	--	-----	----------

ZUKEN Portal 221-500		URL	Download
----------------------	--	-----	----------

Environmental Product Compliance

Compliance Search

Environmental Product Compliance 221-500 Mounting carrier; 221 Series - 4 mm ² ; for DIN-35 rail mounting/screw mounting; orange		URL	Download
---	--	-----	----------


Installation Notes

Conductor termination

Subject to changes. Please also observe the further product documentation!


WAGO GmbH & Co. KG
Hansastr. 27
32423 Minden
Phone: +49571 887-0 | Fax: +49571 887-169
Email: info.de@wago.com | Web: www.wago.com

Do you have any questions about our products?
We are always happy to take your call at +49 (571) 887-44222.



CAGE CLAMP® connection:


Conductor termination with connectors fitted in a mounting carrier




Removing a conductor.



Inserting a connector into the mounting carrier.



Inserting a connector into the mounting carrier.



Removing a connector from the mounting carrier.



Securing a strain relief plate (222-505) to the mounting carrier.



Snapping the angled DIN-rail adapter (222-510) onto the mounting carrier.



Horizontal mounting on DIN-35 rail using an angled DIN-rail adapter

Subject to changes. Please also observe the further product documentation!



Horizontal mounting on DIN-35 rail using an angled DIN-rail adapter




Horizontal screw mounting with strain relief plate on a flat surface



Vertical mounting with strain relief plate on DIN-35 rail



Strain relief via cable ties on the mounting carrier (transverse to the connectors' wiring direction) – clamping units labeled via marking strips (210-334)




Vertical screw mounting with strain relief plate on a flat surface



Mounting carrier on a DIN-35 rail

Testing



Testing connectors via test slots on top of the carrier.

Subject to changes. Please also observe the further product documentation!