



Smarter Backflow Better Protection

Stay Ahead of Water Damage
with Connected Flood Alerts



Preinstalled, Connection-Capable Flood Sensors are
Now Standard on all RPZ/RPDA Backflow Preventers.

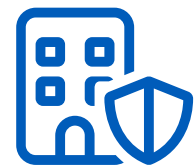
Your new valve arrives with a connection-capable sensor. This sensor is turned on with the purchase of an add-on Connection Kit. Once you've purchased, installed, and activated your Connection Kit, you'll receive real-time alerts that keep you ahead of flooding and water damage.



24/7 Monitoring Detects
Potential Flood Conditions



Real-Time Alerts Sent Via
Phone, Text, and Email



Prevent Costly Property
Damage

Watts.com

WATTS[®]

AMES
FIRE & WATERWORKS

FEBCO[®]

Add Flood Detection to Any Install

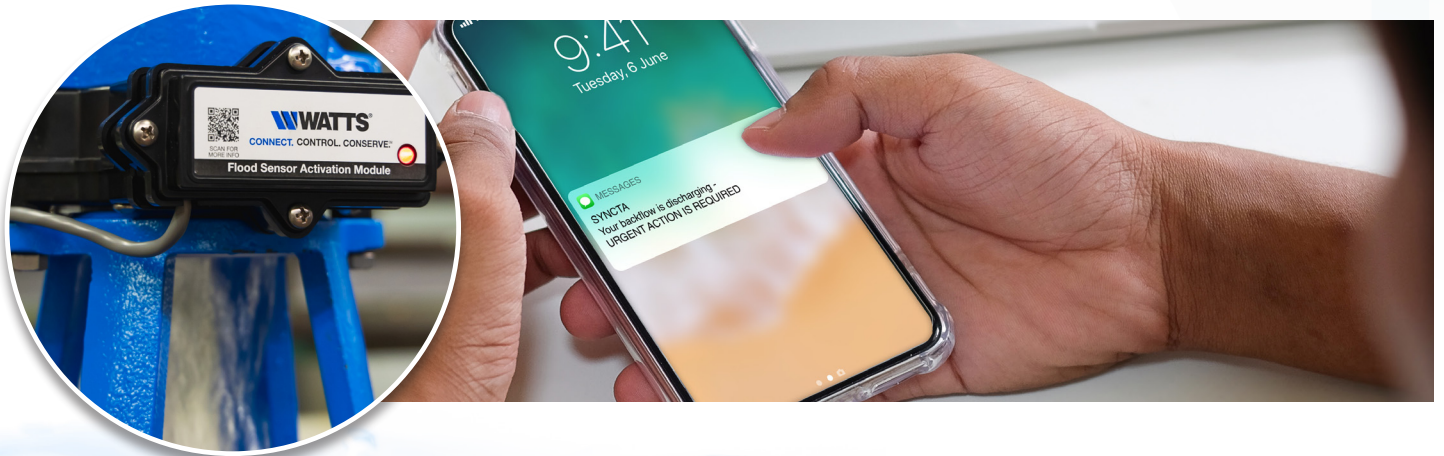
Ready to connect?

- ✓ Activate the Sensor on Your New Install with the Purchase of an Add-on Connection Kit
- ✓ Easily Upgrade your Existing Install with a Retrofit Kit for Connection via BMS or Cellular Gateway
- ✓ Control Your Water with the Unbeatable Protection of a Full Shutoff System



How it Works

- 1 Install your device as usual
 - Locate your Connection Kit by scanning the QR code
- 2 Purchase and install your Connection Kit to activate flood sensor technology
- 3 Enjoy Reliable Flood Detection
 - View and interact with your system via BMS or Syncta mobile app



Locate your add-on Connection Kit and learn more about our RPZ's flood sensors



WATTS®

CONNECT. CONTROL. CONSERVE.™