

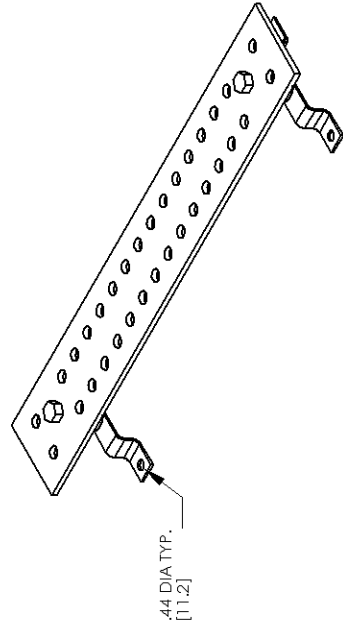
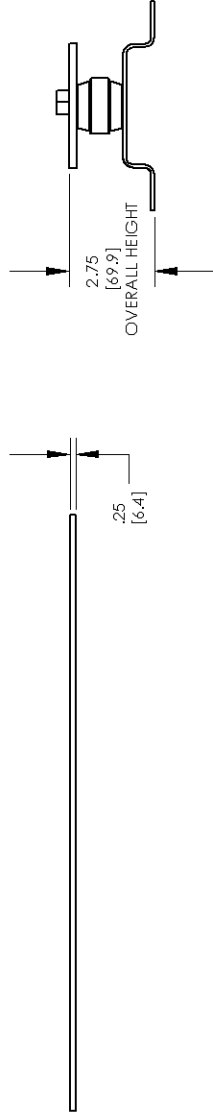
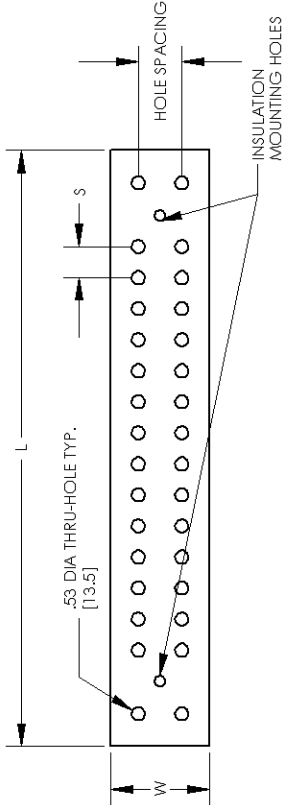
THIS COPY IS PROVIDED ON A RESTRICTED BASIS AND IS NOT TO BE USED IN ANY WAY DETRIMENTAL TO THE INTERESTS OF PANDUIT CORP.

NOTES:

1. KIT COMES FULLY ASSEMBLED
2. KIT INCLUDES BUSBAR, MOUNTING BRACKETS, INSULATORS, AND MOUNTING HARDWARE.
3. DIMENSIONS IN PARENTHESIS ARE MILLIMETERS.



LISTED
GROUNDING AND BONDING EQUIPMENT



ASSEMBLED AS SHOWN

PANDUIT PART NUMBER	DIMENSIONS - IN [mm]			HOLE PATTERN INFORMATION		MOUNTING BRACKET HARDWARE	MOUNTING KIT QUANTITY
	L	W	S	HOLE SIZE	HOLE SPACING # OF HOLE SETS		
GB4N007TPI-1	12.00 [304.8]	4.00 [101.6]	1.25	1/2"	1.75 7 SETS	BUTTON HEAD SCREW	2
GB4N016TPI-1	24.00 [609.6]	4.00 [101.6]	1.25	1/2"	1.75 16 SETS	BUTTON HEAD SCREW	2
GB4N024TPI-1	36.00 [914.4]	4.00 [101.6]	1.25/1.38	1/2"	1.75 14 SETS 10 SETS	BUTTON HEAD SCREW	2
GB4N026TPI-1	48.00 [1219.2]	4.00 [101.6]	1.56	1/2"	1.75 26 SETS	HEX BOLT	3
GB4N034TPI-1	60.00 [1524.0]	4.00 [101.6]	1.56	1/2"	1.75 34 SETS	HEX BOLT	3

REV	DATE	BY	CHK	DESCRIPTION
03	11/08	JHNU/JHNU		REVISED DRAWING LAYOUT, REMOVED BRACKET VIEWS
02	11/08	JHNU/DWDA		ADDED MOUNTING HARDWARE COLUMN TO TABLE
01	7/08	JHNU/JWDA		ADDED HOLE PATTERN COLUMN TO TABLE
00	5/08	JHNU/DWDA		DRAWING RELEASED

DRAWN BY: JHNU		MATL: NONE
DATE: 1/08	CUST: CHK'D	DWG: B
ECN:	PM:	SIZE: C41740_03

PANDUIT CORP. TINLEY PARK, ILLINOIS
NEMA SPACING GROUNDING BUSBARS
CUSTOMER DRAWING

UNLESS OTHERWISE SPECIFIED, DIMENSIONAL TOLERANCES ARE:
 (XXX) ± ANGLES ±
 (XX) ±
 (X) ±
 UNLESS OTHERWISE SPECIFIED, ALL DIMENSIONS ARE GIVEN IN INCHES, THIRD ANGLE PROJECTION

SCALE: NONE
 DRAWING NO / CAD FILE: C41740_03