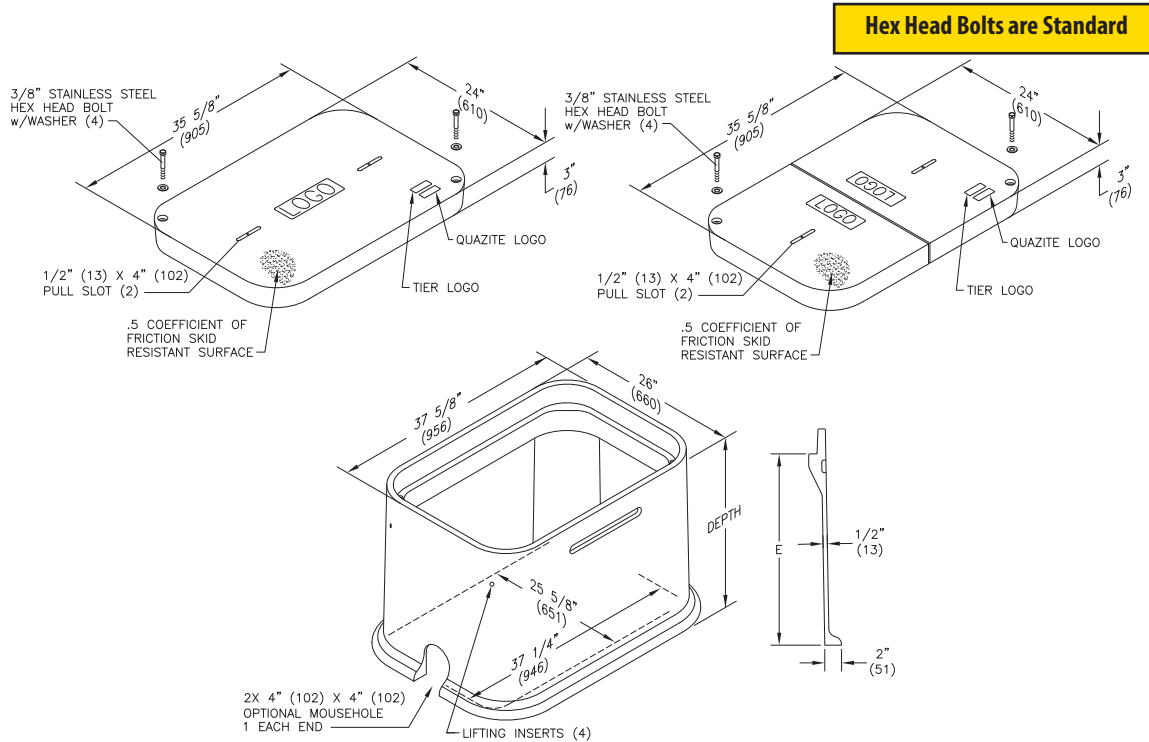


24" x 36" PD Style Polymer Concrete Assembly

Dimensions / Data



Covers

	DESCRIPTION	TIER	DESIGN / TEST LOAD #	WEIGHT #	PALLET QTY	PART NO.
UL	W/ 2 Bolts	8	8,000 / 12,000	100	10	PG2436CA00**
	2 Piece w/ 2 Bolts	8	8,000 / 12,000	122	10	PG2436CS00**
UL	W/ 2 Bolts	15	15,000 / 22,500	115	10	PG2436HA00**
UL	2 Piece w/ 2 Bolts	15	15,000 / 22,500	122	10	PG2436HS00**
UL	W/ 2 Bolts	22	22,500 / 33,750	122	10	PG2436HH00**
	2 Piece w/ 2 Bolts	22	22,500 / 33,750	202	10	PG2436HS44**
UL	No Bolts	8	8,000 / 12,000	100	10	PG2436WA00**

To order gasketed covers, replace the letter "A" with the letter "G".

Replace ** with a logo code found on page 66. See page 72 for meter and touch/radio read cover options.

NOTE: Gasketed covers and bolt grommets must be used with a gasketed box. Gaskets reduce the inflow of fluids but do not make the enclosure water tight.

Boxes

	DESCRIPTION	DEPTH	TIER	DESIGN / TEST LOAD #	WEIGHT #	PALLET QTY	PART NO.
UL	Standard Open Bottom	18"	22	22,500 / 33,750	159	2	PD2436BA18
UL		26"	22	22,500 / 33,750	199	2	PD2436BA26
		48"	22	22,500 / 33,750	313	1	PD2436BA48

To order boxes with two standard mouseholes, replace the letter "A" with the letter "B".

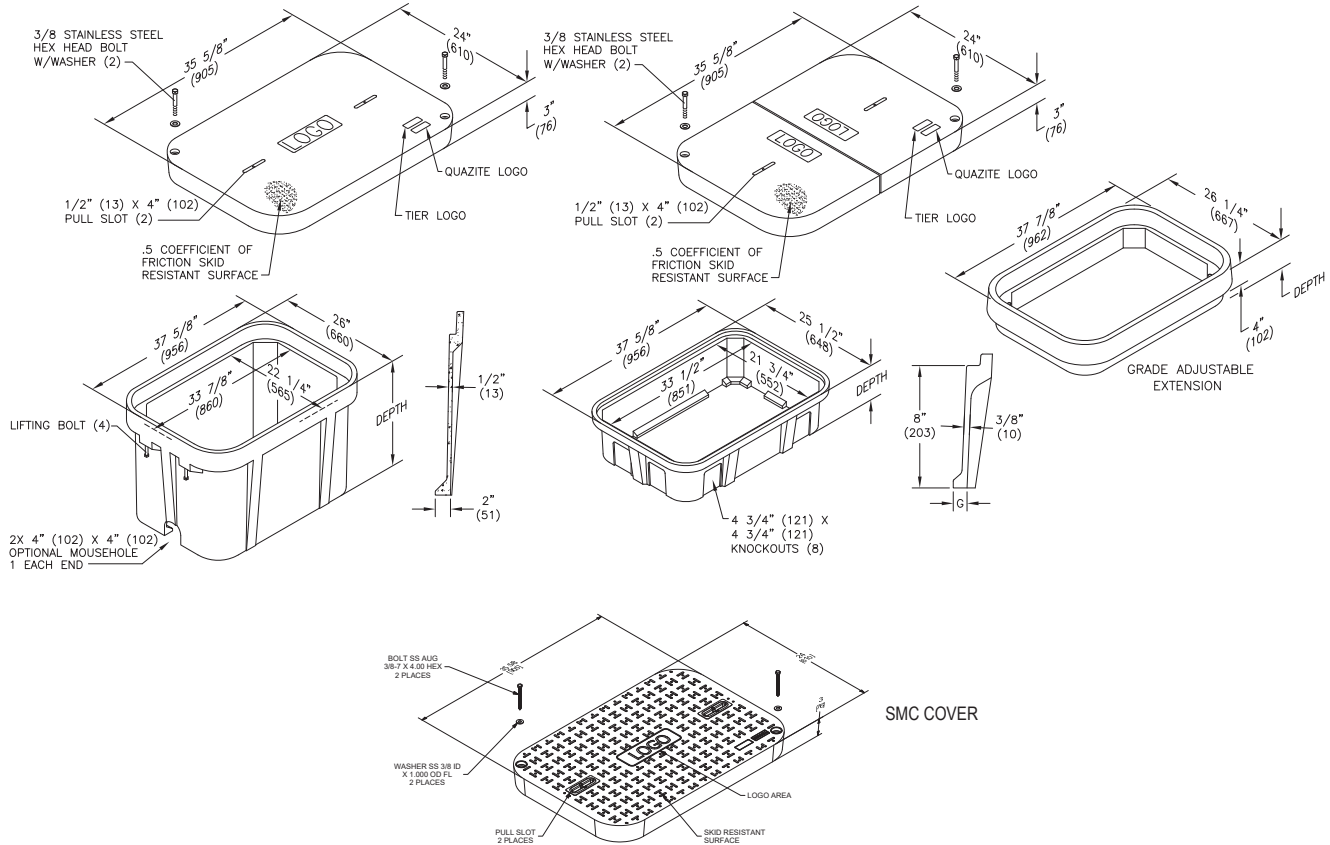
To order gasketed boxes, replace the letter "A" with the letter "G".

NOTE: Gasketed covers and bolt grommets must be used with a gasketed box. Gaskets reduce the inflow of fluids but do not make the enclosure water tight.

24" x 36" PG Style Polymer Concrete (Stackable) Assembly

Dimensions / Data

Hex Head Bolts are Standard



Covers

	DESCRIPTION	TIER	DESIGN / TEST LOAD #	WEIGHT #	PALLET QTY	PART NO.
UL	W/ 2 Bolts	8	8,000 / 12,000	100	10	PG2436CA00**
	2 Piece w/ 2 Bolts	8	8,000 / 12,000	122	10	PG2436CS00**
UL	W/ 2 Bolts	15	15,000 / 22,500	115	10	PG2436HA00**
UL	2 Piece w/ 2 Bolts	15	15,000 / 22,500	122	10	PG2436HS00**
UL	W/ 2 Bolts	22	22,500 / 33,750	122	10	PG2436HH00**
	2 Piece w/ 2 Bolts	22	22,500 / 33,750	202	10	PG2436H544**
UL	No Bolts	8	8,000 / 12,000	100	10	PG2436WA00**

To order gasketed covers, replace the letter "A" with the letter "G".

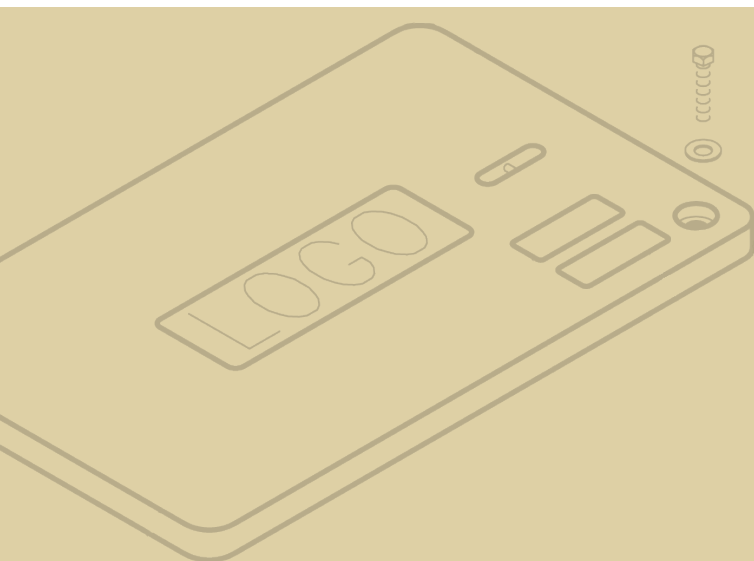
Replace ** with a logo code found on page 66. See page 72 for meter and touch/radio read cover options.

NOTE: Gasketed covers and bolt grommets must be used with a gasketed box. Gaskets reduce the inflow of fluids but do not make the enclosure water tight.

Available with EZ Locate. See page 71 for more information.

Quazite® Cover Options

POLYMER CONCRETE LOGO CODES	DESCRIPTION
09	BLANK
10	CATV
12	COMMUNICATIONS
14	CONTROLS
17	ELECTRIC
21	FIBER OPTICS
22	FIRE ALARM
23	GAS
24	GROUND
26	HIGH VOLTAGE
29	LIGHTING
36	SECURITY
38	SIGNAL
40	STATE TRAFFIC SIGNAL
41	STREET LIGHTING
42	TELECOM
43	TELEPHONE
44	TRAFFIC
45	TRAFFIC CONTROL
46	TRAFFIC SIGNAL
48	TV
50	WATER
57	EMERGENCY
65	ILLUMINATION
81	DANGER HIGH VOLTAGE
84	POWER
92	TELECOMMUNICATIONS
3A	DOT
6B	INSTRUMENTATION
ZA	IRRIGATION
K91	RECLAIMED WATER
KH1	FIBEROPTIC



Polymer Concrete Enclosure Options:

Bolt Holes

Sizes

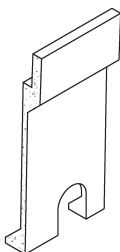
3/8"
1/4"
1/2"

Mouseholes

There is no additional charge for mouseholes in the standard size and location for their respective enclosures. PC0608, PC0818 and PC1212 boxes usually do not have mouseholes. See page 74 for locations.

Mousehole Sizes Standard on Boxes

2-1/2" x 4"	LT1015, PC1118, PG1118
4" x 4"	PC1324, PT1324, PC1730, PT1730, PG1324, PG2424, PG1730, PD1730, PG2436, PG3048, PD3048, PG3636
6" x 8"	PG3060, PG3660, PG3672, PG4848, PG4872, PG4896



Special order boxes with holes (or mouseholes, etc.) may qualify for UL Listing as long as the holes do not exceed more than 25% of the area of each sidewall and as long as the holes do not cut into a structural reinforcing rib, corner or box lip.

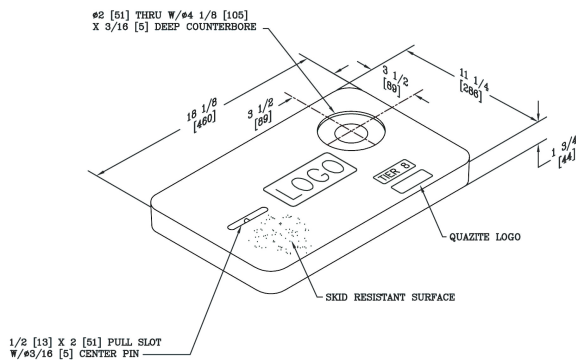
Other sizes available. Contact your local HUBBELL®/QUAZITE® representative for information.

Pull Slots

The standard cover pull slot measures 1/2" x 4". Bell cover pull slots measuring 1" x 4" are available upon request.

Touch/Radio Read Option

Holes for touch or radio read applications can be provided in covers as needed.



Inserts - 18-8 Stainless Steel

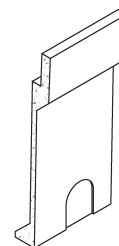
Available Sizes

3/8" or 1/2"

Inserts must be located in ribs. See page 150 for rib locations.

Mousehole Knockouts

There is no additional charge for mousehole knockouts in the standard size and location for their respective enclosures. Contact your local HUBBELL®/QUAZITE® representative for size options. See page 74 for locations.



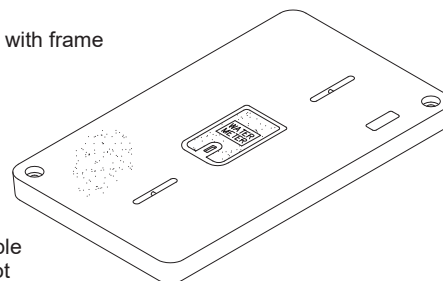
Hinged Meter Lids*

Available Sizes

Cast iron 4 1/2" x 7 1/2" lid

Cast iron 6" x 9" lid

Cast iron 9" x 12" lid with frame



*Select sizes available in Tier 15. Tier 22 not available.

Drop-in Meter Lids*

Available Sizes

Polymer concrete 6" x 9" drop-in lid

Polymer concrete 7" x 13" drop-in lid

Polymer concrete 9" x 15" drop-in lid

*Select sizes available in Tier 15. Tier 22 not available.

