




SQUARES & LASER DISTANCE METERS

FOLDING RULES & CHALK REELS

RAFTER SQUARES


**STRONGER FRAME.
MOST VERSATILE.**



High Visibility
Laser Etched
Markings

Scribe
Notches


Model #	Description
MLSQM070	7" Magnetic Rafter Square
MLSQ170	180mm Rafter Square



1" Cutout
Props Pipe

TRIM SQUARE


**MOST COMPACT.
MOST VERSATILE.**



High Visibility
Laser Etched
Markings

Precision Scribe
Notches at 1/8"
Increments

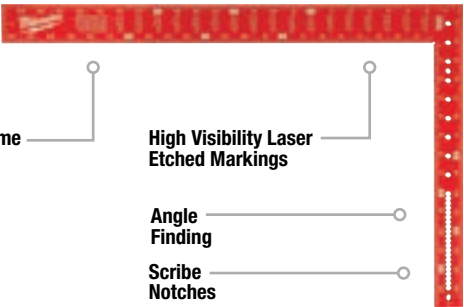
Model #	Description
MLSQ040	4-1/2" Trim Square



Dual Reference
Heel

FRAMING SQUARES

**STRONGER THAN STEEL.
MOST VERSATILE.**



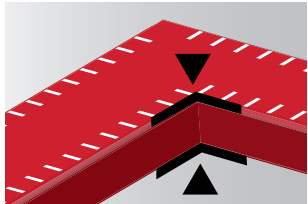
Reinforced Frame

High Visibility Laser
Etched Markings

Angle
Finding

Scribe
Notches


Model #	Description
MLSQ024	16" x 24" Framing Square
MLSQ124	400mm x 600mm Framing Square



Thicker Frame

LASER DISTANCE METERS

**EASIEST
MEASUREMENTS**



2" Backlit Color Screen

Continuous Real-Time
Measurements


2-Position Auto-Detecting Lever

Impact-Resistant
Overmolding

Side-Shot Button
Allows for one-handed
measurement in
all situations

Simplified User Interface

Model #	Description
48-22-9801	65ft Laser Distance Meter
48-22-9802	150ft Laser Distance Meter




Also Available:
65ft Laser Distance Meter
48-22-9801


Model #	Description
48-22-9803	330ft Laser Distance Meter

FOLDING RULES


**MOST DURABLE
MARKINGS & BLADES**




Water & Scratch
Resistant Laminate



Quick Reference Bend Angles
22.5°, 30°, 45° & 60°



Heat-Stamped Markings
Won't wear




Corrosion-Free Embedded Joints
Locks at 0°, 90° & 180°


Model #	Description
48-22-3801	6-1/2ft Composite Folding Rule
48-22-3802	6-1/2ft Engineer's Composite Folding Rule

CHALK REELS


**LONGEST GEAR LIFE.
BEST PERFORMANCE.**



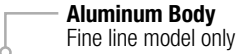
1.5mm High-Strength
Braided Line



0.9mm High-Strength
Braided Line




6X Faster
Retraction



Aluminum Body
Fine line model only

Model #	Description
48-22-3980	100ft Bold Line Chalk Reel
48-22-3982	100ft Bold Line Chalk Reel & Blue Chalk Refill
48-22-3986	100ft Bold Line Chalk Reel & Red Chalk Refill
48-22-3989	Bold Replacement Line


Model #	Description
48-22-3990	100ft Fine Line Chalk Reel
48-22-3992	100ft Fine Line Chalk Reel & Blue Chalk Refill
48-22-3993	100ft Chalk Reel Kit w/ Blue Chalk Refill
48-22-3999	Fine Replacement Line




StripGuard™ Clutch &
Planetary Gears

EXTRA BOLD LARGE CAPACITY CHALK REELS


**LONGEST GEAR LIFE.
BEST PERFORMANCE.**




24oz Chalk
Capacity




4:1 Retraction
Speed




Refillable
Base



Easy Grip
Metal Handle



Quick Turn
Opening



Planetary Gears Prevent Stripping

Model #	Description
48-22-3910	100ft Extra Bold Large Capacity Chalk Reel
48-22-3900	100ft Extra Bold Replacement Line

Model #	Description
48-22-3915	150ft Extra Bold Large Capacity Chalk Reel
48-22-3905	150ft Extra Bold Replacement Line