

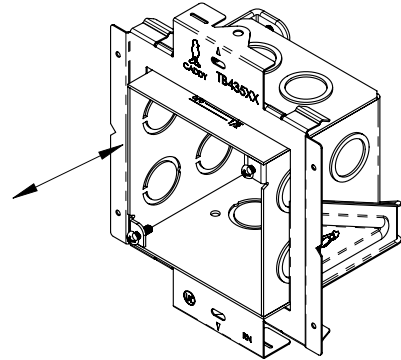
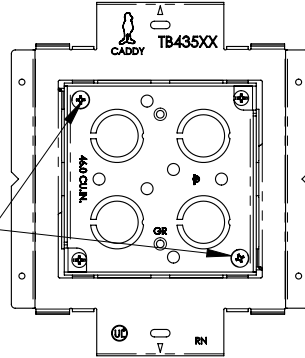
TB435FB, TB435

1/2" - 1 1/2" ADJUSTABLE BOX ASSEMBLY

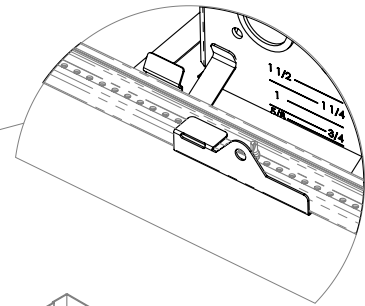
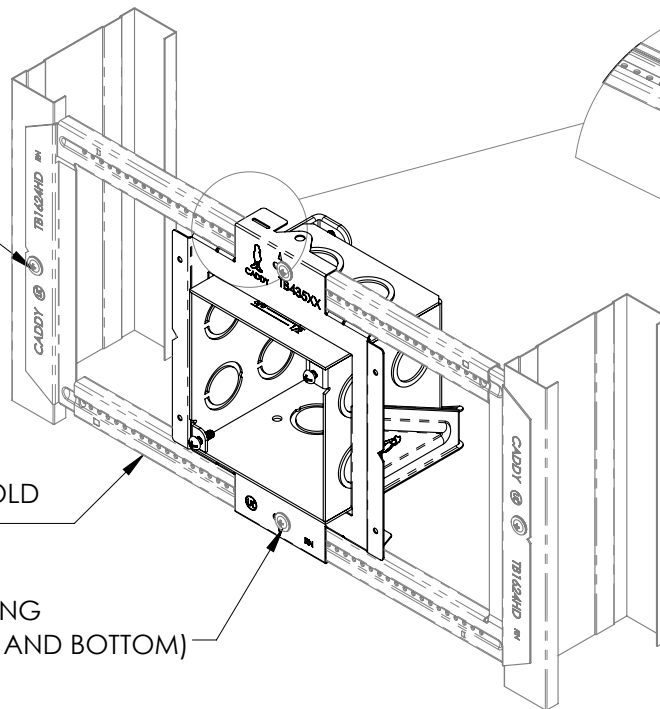
PART NUMBER	DESCRIPTION
TB435FB	1/2" - 1 1/2" ADJUSTABLE BOX ASSEMBLY, 4" x 4" x 3.5" BOX, RED COATED
TB435	1/2" - 1 1/2" ADJUSTABLE BOX ASSEMBLY, 4" x 4" x 3.5" BOX, GALVANIZED COATED

ADJUSTABLE FROM 1/2" - 1 1/2" WALL

1 AS SHIPPED

WALL THICKNESS
ADJUSTMENT SCREWSALTERNATE BETWEEN
SCREWS WHEN ADJUSTING

2 INSTALL BETWEEN 2 STUDS

#8 SELF DRILLING
SCREWS (1 PER STUD)TB1624HD SOLD
SEPARATELY#8 SELF DRILLING
SCREWS (TOP AND BOTTOM)FOLD OVER TAB FOR
TEMPORARY SUPPORT**WARNING:**

1. nVent products shall be installed and used only as indicated in nVent product instruction sheets and training materials. Instruction sheets are available at www.nVent.com and from your nVent customer service representative.
2. nVent products must never be used for a purpose other than the purpose for which they were designed or in a manner that exceeds specified load ratings.
3. All instructions must be completely followed to ensure proper and safe installation and performance.
4. Improper installation, misuse, misapplication or other failure to completely follow nVent's instructions and warnings may cause product malfunction, property damage, serious bodily injury and/or death, and void your warranty.
5. Products that are manufactured using spring steel components shall be used only in a non-corrosive indoor environment.
6. All pipe supports, hangers, intermediate components and structural attachments must ONLY be used as described herein and are NEVER to be used for any other purpose.

NOTE: All load ratings are for static conditions and do not account for dynamic loading such as wind, water or seismic loads, unless otherwise noted.

The customer is responsible for:

- a. Conformance to all governing codes.
- b. The integrity of structures to which the products are attached, including their capability of safely accepting the loads imposed, as evaluated by a qualified engineer.
- c. Using appropriate industry standard hardware as noted above.

SAFETY INSTRUCTIONS:

All governing codes and regulations and those required by the job site must be observed.
Always use appropriate safety equipment such as eye protection, hard hat, and gloves as appropriate to the application.

nVent, nVent CADDY, nVent ERICO Cadweld, nVent ERICO Critec, nVent ERICO, nVent ERIFLEX, and nVent LENTON are owned by nVent or its global affiliates. All other trademarks are the property of their respective owners. nVent reserves the right to change specifications without prior notice.

TECHNICAL SUPPORT:
www.nVent.com

CFS617_C

1 OF 2

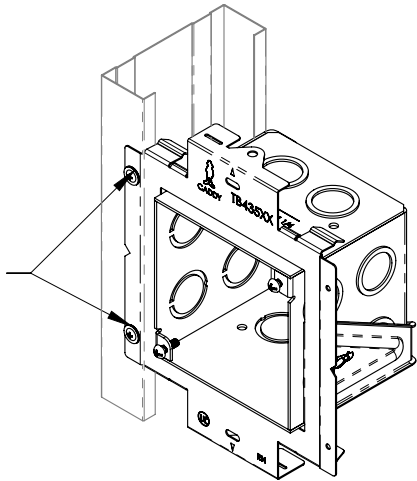
© 2020-2021 nVent All Rights Reserved



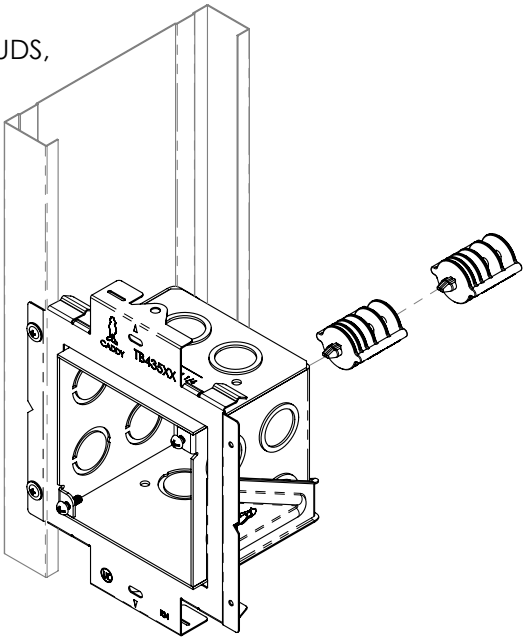
3

INSTALL TO SINGLE STUD

8 SELF DRILLING
SCREWS

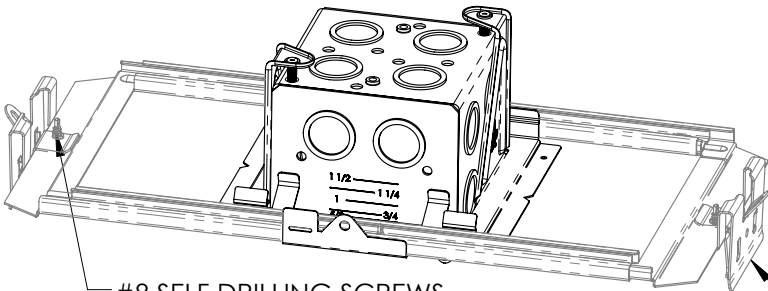


FOR DEEP STUDS,
USE 766PMD



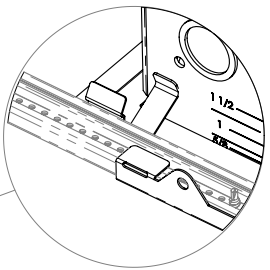
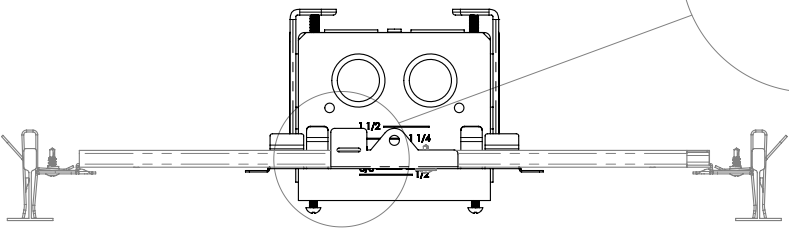
4

INSTALL TO ACOUSTICAL CEILING GRID



#8 SELF DRILLING SCREWS
1 PER CLIP

(2) TBTG SOLD SEPARATELY



FOLD OVER TAB FOR
TEMPORARY SUPPORT