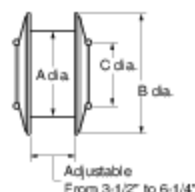


Type B Round Gas Vent Pipe & Fittings



RW T W all T himble

- Provides necessary clearance to combustibles.

Catalog Number	Size	Dim. A	Dim. B	Dim. C
3RWT	3"	5 1/2"	8 3/4"	3 5/8"
4RWT	4"	6 1/2"	8 3/4"	4 5/8"
5RWT	5"	7 1/2"	10 7/8"	5 5/8"
6RWT	6"	8 1/2"	12 7/8"	6 5/8"
7RWT	7"	10"	14 7/8"	8 1/8"
8RWT	8"	11"	16 7/8"	9 1/8"



3"-7"



8"-14"

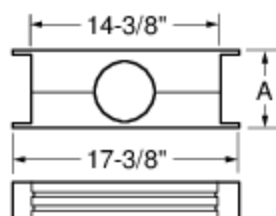
RW B W all Bracket

- Available in 3" through 14"
- 8" through 14" bracket used with perforated pipe strap supplied by others



RFS* Firestop Spacer

- Fits 2x6 wall.
- Available in 4" only.
- For Other firestops see installation instructions.



Chimney Housing for Round Pipe Gas Vent

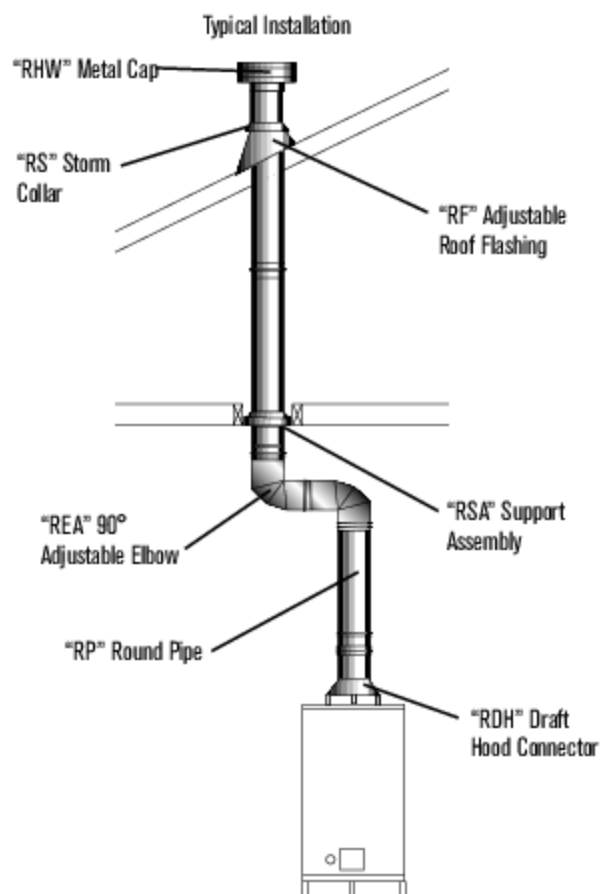
Designed for use in Type B Gas Vent installations, the Gas Vent Housing combines the same high efficiency and ease of installation with a trim external appearance. The housing is made weatherproof by a high-grade weather-resistant finish on side panels and a heat- and weather-resistant dome coating.



BH* Chimney Housing

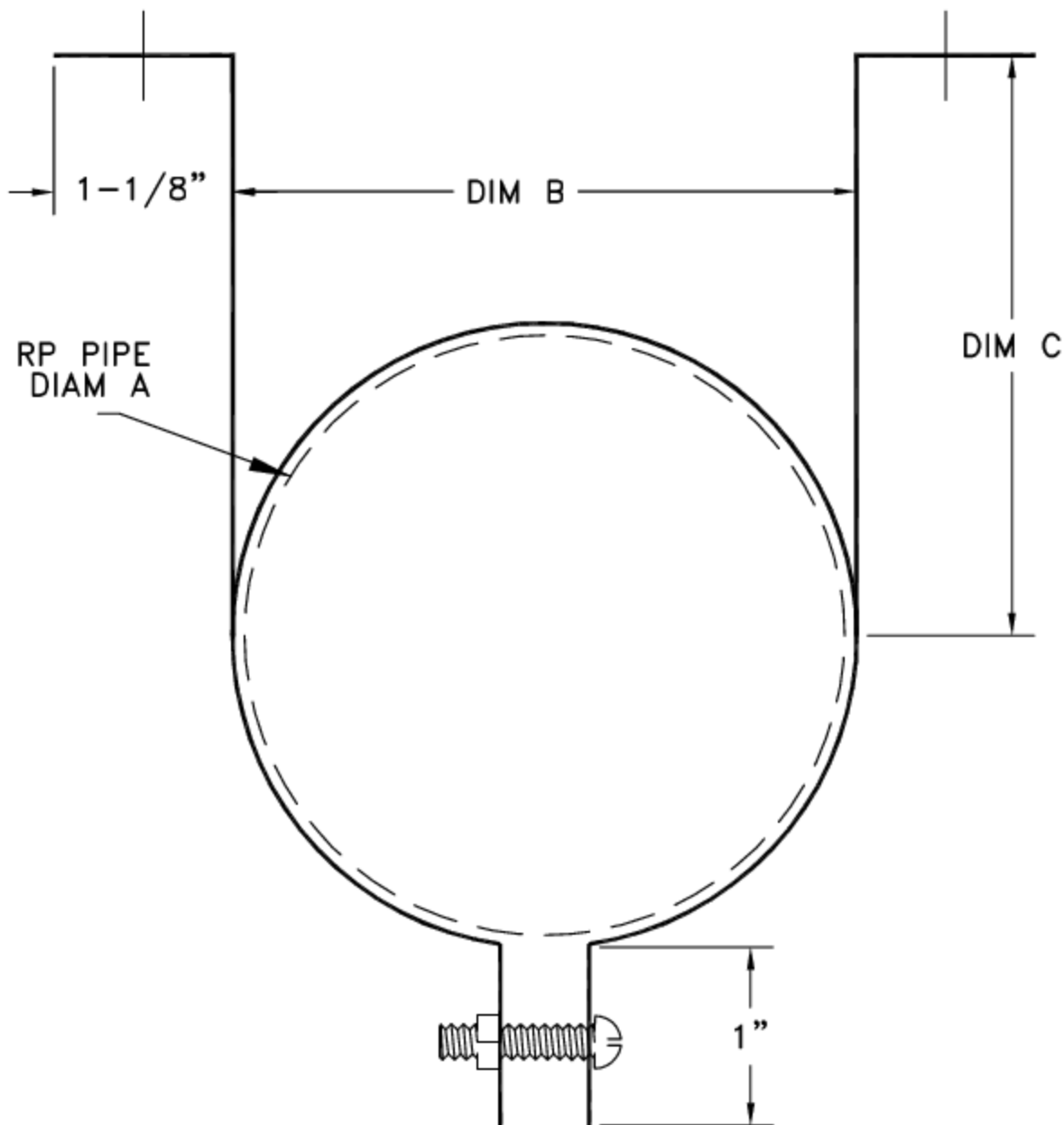
- Designed for B-Vent pipe
- Brick Housing (shown)
- Red Brick Finish (RB)
- White Brick Finish (WB)

DIMENSIONS		
Catalog Number	Max. Height	Horizontal Dimensions 4", 5", 6" diameter vents
BH3	36"	14 1/2" x 18 1/4"
BH5	60"	14 1/2" x 18 1/4"
FINISHES		
Red Brick (RB)		White Brick (WB)



* Denotes U.L. Listing

- MATERIAL:
– .062 THICK, GALVANIZED STEEL



CAT. NO.	DIAM A	DIM B	DIM C
3RWB	3	3-1/2	3-1/4
4RWB	4	4-1/2	3-3/4
5RWB	5	5-1/2	4-1/4
6RWB	6	6-1/2	4-3/4
7RWB	7	8	5-1/2

JOB NAME: _____
 LOCATION: _____
 ARCHITECT: _____
 ENGINEER: _____
 CONTRACTOR: _____

SUBMITTED BY: _____

DATE: 11/21/02

SD-3128

TYPE B GAS VENT
 Wall Bracket
 RWB
 3" – 7" Diameter