

Dimmers



- Paddle turns on/off
- Slide up to brighten, down to dim
- **C•L®** dimmers provide reliable dimming of dimmable CFLs/LEDs, as well as halogens and incandescents
- **eco-dim®** model guarantees at least 15% energy savings compared to a standard switch*
- Locator light shines through paddle on select lighter colored models




Incandescent/halogen dimmers

/ Dimmable CFL/LED (screw-base) dimmers

150W C•L dimmers

3-way/single-pole	DVCL-153P- XX ¹
120V 600W (Inc) 150W (CFL/LED)	
3-way/single-pole	DVSCCL-153P- XX ²
120V 600W (Inc) 150W (CFL/LED)	

Visit www.lutron.com/dimcflled for an approved list of dimmable CFL/LED bulbs, and how to calculate wattage when mixing lamp types.
Adjustable low-end trim.

-  **Incandescent/halogen dimmers**
-  **Dimmable CFL/LED (screw-base) dimmers**
-  **Hi-Lume® 1% 2-wire LED driver dimmers**

250W C•L dimmers

3-way/single-pole	DVCL-253P- XX ¹
120V 600W (Inc) 250W (CFL/LED)	
350W (Hi-lume 1% LED driver, max. 8)	
3-way/single-pole	DVSCCL-253P- XX ²
120V 600W (Inc) 250W (CFL/LED)	
350W (Hi-lume 1% LED driver, max. 8)	

Visit www.lutron.com/dimcflled for an approved list of dimmable CFL/LED bulbs, and how to calculate wattage when mixing lamp types.
Adjustable low-end trim.

Incandescent/halogen dimmers

Dimmers

Single-pole	DV-600P- XX ¹
120V 600W	DVSC-600P- XX ²
Single-pole	DV-10P- XX ¹
120V 1000W	DVSC-10P- XX ²
3-way	DV-603P- XX ¹
120V 600W	DVSC-603P- XX ²
3-way	DV-103P- XX ¹
120V 1000W	DVSC-103P- XX ²

eco-dim® dimmer

3-way/single-pole	DV-603PG- XX ³
120V 600W	

XX¹: Gloss color codes, see p. 87

XX²: Satin Colors® codes, see p. 87

XX³: Available in White (WH), Ivory (IV), Almond (AL) and Light Almond (LA)

Wallplates not included. Order separately, see p. 236

All models must be derated if ganged unless otherwise noted, see pp. 250–252 and 254.

* Maximum light output of 85% guarantees 15% energy savings over standard switches