










Replacement Items

Part	Description	Flush Valve	Rough-In	Wt† (lbs)	White (\$)	Color* (\$)	Black (\$)	-05 Black	-09 Biscuit	-11 Blush	-13 Soft Gray	-14 Powder Blue	-15 Almond	-17 Avocado	-18 Spanish Gold*	-19 English Rose*	-20 JamaicanBeige	-21 Bahama Pink*	-22 Regal Blue*	-23 Silver	-24 Citron Yellow*	-25 Bone/Wheat	-26 Seashell	-29 Dawn Blue	
Tank Covers																									
	TC-21-015 Gravity 1pc 21-015		12"	10	33.00	43.00	-	•																	
	TC-28-890 Avalanche 28-890		12"	10	33.00	43.00	-	•																	
	TC-28-894 Avalanche 28-894		14"	10	33.00	43.00	-	•																	
	TC-28-895 Avalanche 28-895		10"	10	33.00	43.00	-	•																	
	TC-28-590 Viper 28-590, 592		12"	10	33.00	43.00	-	•																	
	TC-28-594 Viper 28-594		14"	10	33.00	43.00	-	•																	
	TC-28-595 Viper 28-595		10"	10	33.00	43.00	-	•																	
	28-499 Maxwell 28-490, 492		12"	10	33.00	43.00	-	•																	
	TC-28-494 Maxwell 28-494		14"	10	33.00	43.00	-	•																	
	TC-28-495 Maxwell 28-495		10"	10	33.00	43.00	-	•																	
	28-799 Aqua Saver 28-790, 792		12"	10	33.00	43.00	66.00	•	•	•	•	•	•	•	•	•	•	•	•	•	•	•	•	•	•
	28-398 Aqua Saver 28-794		14"	10	33.00	43.00	-	•	•	•	•	•	•	•	•	•	•	•	•	•	•	•	•	•	•
	28-798 Aqua Saver 28-795		10"	10	33.00	43.00	-	•				•													
	TC-28-601 PeeWee 28-601		10"	10	33.00	-	-																		
	28-199 Mirage 28-190, 192		12"	8	37.00	47.00	-	•	•	•	•	•	•	•	•	•	•	•	•	•	•	•	•	•	•
	28-699s Mirage 28-193, 196, 197, 198		12"	8	33.00s	43.00	66.00	•	•	•	•	•	•	•	•	•	•	•	•	•	•	•	•	•	•
	28-299 1.6/3.5 gpf Contour style 28-290, 292, 790, 792		12"	10	33.00	43.00	66.00	•	•	•	•	•	•	•	•	•	•	•	•	•	•	•	•	•	•
	28-799 1.6/3.5 gpf Elite style 28-290, 292, 295		12"	10	33.00	43.00	66.00	•	•	•	•	•	•	•	•	•	•	•	•	•	•	•	•	•	•
	28-599s Space Saver 28-796		12"	10	33.00	-	-																		
Seats for One-Piece Toilets and Children's Toilets																									
	99-212 Seat for Maurice				53.97	60.57	72.73	•	•	•	•	•	•	•	•	•	•	•	•	•	•	•	•	•	•
	99-214 Seat for Eli™ Children's bowl				46.11	-	-																		
	99-215 Seat for PeeWee Children's toilet				50.00	-	-																		
Anchoring kit for 12-780																									
	99-190 Anchoring kit for 12-780				7.54	-	-																		
Bolt cap and washer for toilets																									
	99-287 Bolt cap and washer for toilets				.73	.73	.73	•	•	•	•	•	•	•	•	•	•	•	•	•	•	•	•	•	•

Pressure Assist Vessels for Ultra Flush 1.1 gpf, Ultra Dual-Flush and Ultra Flush 1.6 gpf

99-401	Sloan Flushmate I for Ultra Flush (2PC toilets)	130.00 - For credits only.
99-413	Sloan Flushmate III for Ultra Flush (2PC toilets)	130.00 - For credits only.
99-417	Sloan Flushmate III for Maurice 1PC pressure assist toilets	130.00 - For credits only.
99-499	Sloan Flushmate III return carton (available from Kokomo only)	4.19
99-431	Pressure Assist Vessel for 1.1 gpf Ultra Flush	130.00 - For credits only.
99-432	Pressure Assist Vessel for Ultra Dual Flush	160.00 - For credits only.

* Colors printed in red are premium or limited colors, add \$20.00 per piece to the color price. See back page for additional color availability.

† Shipping weights may vary based on plant of manufacture.

• Discontinued - Available only while supplies last.

S = Special order - check for lead times.

Note: Dimensions shown are nominal. Refer to individual spec sheets for details.



99-413 (FMIII)