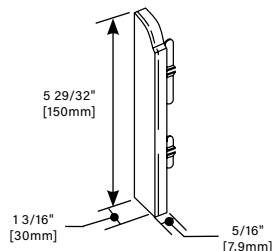


ACCESS® 5000 RACEWAY

Ordering Information

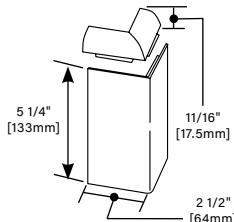
Left End Cap



PART NUMBERS:
5010LWH (White PVC)
5010LBK (Black PVC)
5010LGY (Gray PVC)

For closing left end of Access 5000 Series Raceway Base.

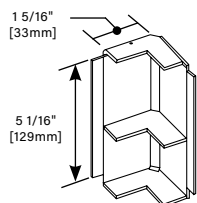
External Cover Elbow



PART NUMBERS:
5018CWH (White PVC)
5018CBK (Black PVC)
5018CGY (Gray PVC)

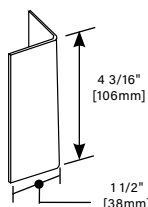
For mounting cover and trim cover at 90° external corners.

5017B Internal Elbow Base



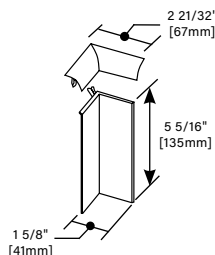
For mounting base at 90° internal corners.

5018WG External Elbow Wire Guard



Installs at a mitered external elbow joint behind the covers to protect sharp objects from being inserted. Not needed when the external cover elbow is used.

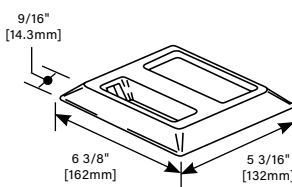
Internal Elbow Cover



PART NUMBERS:
5017CWH (White PVC)
5017CBK (Black PVC)
5017CGY (Gray PVC)

For mounting cover and trim cover at 90° internal corners.

Device Plate

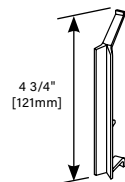


PART NUMBERS:
5007C-1AWH (White PVC)
5007C-1ABK (Black PVC)
5007C-1AGY (Gray PVC)

External device cover; for mounting one standard device and up to two communication connections.

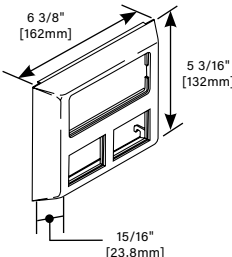
For faceplate options, see 5507 Series™ Faceplates. (For power side only.)

5017WG Internal Elbow Wire Guard



Protects wiring at mitered internal cover; snaps into 5017B Base Elbow. Not needed when 5017C Internal Cover Elbow is used.

Deep Device Plate

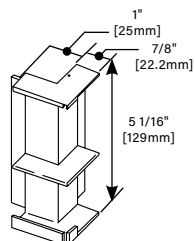


PART NUMBERS:
5007C-2ABWH (White PVC)
5007C-2ABK (Black PVC)
5007C-2ABGY (Gray PVC)

For mounting deeper devices such as TVSS receptacles, GFCI devices, and Pass & Seymour® Activate inserts. Accepts 5507 Series™ Faceplates, 2A size Activate inserts, and Open System communication modules. Bezels included.

For faceplate options, see 5507 Series™ Faceplates.

5018B External Base Elbow



For mounting base at 90° external corners.