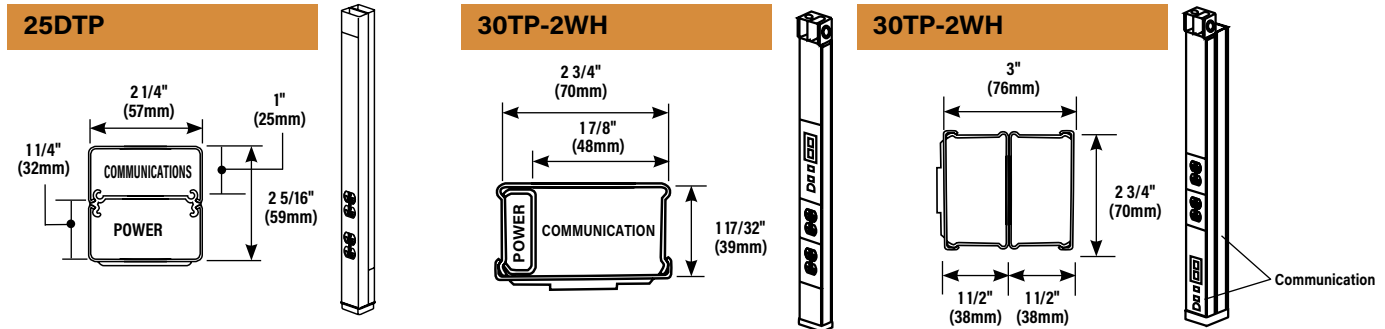


TELE-POWER® POLES

Ordering Information

Steel Tele-Power Poles

Steel Tele-Power Poles are the workhorse of vertical wire and cable management solutions. They are available either prewired with electrical devices or as blanks to feed services to other wire and cable management systems, such as electrified modular furniture. As the long time industry standard, steel Tele-Power Poles are available with a white enamel finish and are available in a variety of lengths. 25DTP Series Tele-Power Poles are also available in ivory, designer gray or black enamel finishes. They also offer the flexibility of field configuration or can be customized to customer specifications.



NOTE: For the 25DTP custom colors, other lengths (20ft max for 25 series, 15ft for 30 series) or additional circuits are available on custom orders.

Consult factory for more information. Can be factory or field wired with many commercially available devices.

For the 30TP-2WH and 30TP-4WH custom colors or additional circuits are available on custom orders.

Consult factory for more information. Can be factory or field wired with many commercially available devices.

The 25 series is available in ivory, white (WH), designer gray (DG) and black (BK).

The 30 series is available in ivory (V) and white (WH).

25DTP & 30TP Series Tele-Power Poles Wire Fill Capacities

CATALOG NUMBER	NUMBER & TYPE OF POWER OUTLETS	POLE HEIGHT		FINISH	Wire Size THHN/THWN		Cat 5		Cat 6		RG58/U		RG62A/U		RG6/U	
		In.	(mm)		#10	#12	0.22" (5.6mm) 20%*	0.22" (5.6mm) 40%**	0.22" (5.6mm) 20%*	0.22" (5.6mm) 40%**	0.195" (5.0mm) 20%*	0.195" (5.0mm) 40%**	0.242" (6.1mm) 20%*	0.242" (6.1mm) 40%**	0.270" (6.9mm) 20%*	0.270" (6.9mm) 40%**
25DTP-4 25DTP-412 25DTP-415	Two Duplex Receptacles (20A, 125V)	10' 5" (3.175m) 12' 5" (3.780m) 15' 5" (4.700m)		White, Designer Gray and Black	10 10 10	15 15 15	10 10 10	19 19 19	8 8 8	17 17 17	13 13 13	25 25 25	8 8 8	16 16 16	7 7 7	13 13 13
25DTP-E10		10' 5" (3.175m)		White, Designer Gray and Black	10	15	10	19	9	17	13	25	8	16	7	13
25DTP-4D	Two Duplex Receptacles (20A, 125V), One Dedicated/Isolated & One Standard Branch Circuit	10' 4" (3.150m)		White, Designer Gray and Black	10	15	10	19	9	17	13	25	8	16	7	13
25DTP-4ACT	Two Duplex Receptacles (20A, 125V), One Communications Insert Mounting Adapter, Three Blank Inserts	10' 5" (3.175m)		Ivory, Designer Gray, White	10	15	10	19	9	17	13	25	8	16	7	13
30TP-2 30TP-212	Two Duplex Receptacles (20A, 125V)	10' 5" (3.175m) 12' 5" (3.780m)		Ivory, White Ivory, White	8 8	12 12	16 16	31 31	13 13	26 26	20 20	40 40	13 13	25 25	10 10	20 20
30TP-4 30TP-412 30TP-43S2 30TP-4123S2	Two Duplex Receptacles (20A, 125V)	10' 5" (3.175m) 12' 5" (3.780m) 10' 5" (3.175m) 12' 5" (3.780m)		Ivory, White Ivory, White Ivory, White Ivory, White	30 30 30 30	48 48 48 48	19 19 19 19	37 37 37 37	15 15 15 15	30 30 30 30	24 24 24 24	47 47 47 47	15 15 15 15	30 30 30 30	12 12 12 12	24 24 24 24

* 20% cable fill is calculated to approximate reduction in cable capacity due to connectors mounted within pole section that may restrict cross-sectional areas.

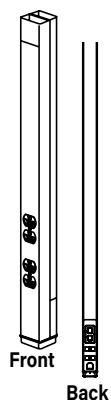
** 40% cable fill is the maximum designed cable fill based on a proposed revision to TIA/EIA 569-A.

TELE-POWER® POLES

Ordering Information

Steel Tele-Power Poles Ordering Information

Tele-Power Pole

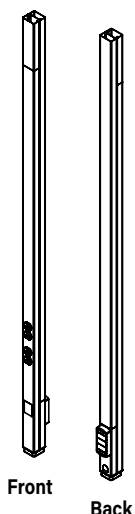


PART NUMBERS:

25DTP-4	25DTP-412BK
25DTP-4WH	25DTP-412DG
25DTP-4BK	25DTP-415
25DTP-4DG	25DTP-415WH
25DTP-412	25DTP-415BK
25DTP-412WH	25DTP-415DG

Two-compartment pole (power and communications). Nominal material thickness .040" (0.8mm). Ivory, white, black or gray bootbase. Factory wired with fed-spec general grade 20A, 125V duplex style receptacles. An 8" (203mm) cover at top front of pole is removable for making power wiring connections. KOs provided in removable cover for RJ11/RJ45 and modular furniture communication connectors. Mounting hardware, entrance end plate and two ceiling trim plates furnished. Available in standard lengths of 10' 5" (3.2m) (25DTP-4WH), 12' 5" (3.8m) (25DTP-412WH) and 15' 5" (4.7m) (25DTP-415WH). Also increase the length of any 25 Series pole with the 25DTC-E5 Tele-Power Pole Extender.

Tele-Power Pole

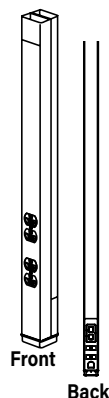


PART NUMBERS:

25DTP-4ACT
25DTP-4ACTDG
25DTP-4ACTWH

Two-compartment pole (power and communications). Nominal material thickness .040" (0.8mm). Ivory, white or gray bootbase. Factory wired with fed-spec general grade 20A, 125V duplex style receptacles. An 8" (203mm) cover at top front of pole is removable for making power wiring connections. Provided with 6A bezel which can accept three (3) Wiremold CM2 modules. Three (3) CM2 blank modules are included. Mounting hardware, entrance end plate and two ceiling trim plates furnished. Available in standard length of 10' 5" (3.2m). Also increase the length of any 25 Series pole with the 25DTC-E5 Tele-Power Pole Extender.

Tele-Power Pole

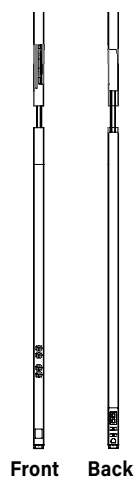


PART NUMBERS:

25DTP-4D
25DTP-4D-DG
25DTP-4DWH

Two-compartment pole (power and communications). Nominal material thickness .040" (0.8mm). Ivory, white or gray bootbase. Factory wired with one (1) 20A 125V dedicated/isolated ground duplex receptacle and one (1) 20A, 125V standard duplex receptacle. An 8" (203mm) cover at top front of pole is removable for making power wiring connections. KOs provided in removable cover for RJ11/RJ45 and modular furniture communication connectors. Mounting hardware, entrance end plate and two ceiling trim plates furnished. Available in standard length of 10' 5" (3.2m) (25DTP-4WH). Also increase the length of any 25 Series pole with the 25DTC-E5 Tele-Power Pole Extender.

Steel Express Tele-Power Pole



PART NUMBERS:

25DTP-E10
25DTP-E10DG
25DTP-E10WH

Two sections of a two-compartment (power and communication) pole (5' 4" [1.626m] base + 5' [1.524m] extender) assemblies to form a 10' 4" [3.148m] pole. Nominal material thickness .040" [1.0mm]. Ivory or gray boot base. Factory-wired with fed-spec general grade 20A, 125V duplex style receptacles. An 8" [203mm] cover at top front (power side) of pole is removable for making power wiring connections. KOs provided in removable cover for RJ11/RJ45 and modular furniture communication connectors. Mounting hardware, entrance end plate and two ceiling trim plates furnished.

NOTE: Custom colors, custom lengths (20ft max for 25 series, 15ft for 30 series) or additional circuits are available on custom order. Consult factory for more information. Can be factory or field-wired with many commercially available devices.