

SUBMITTAL DATA SHEET

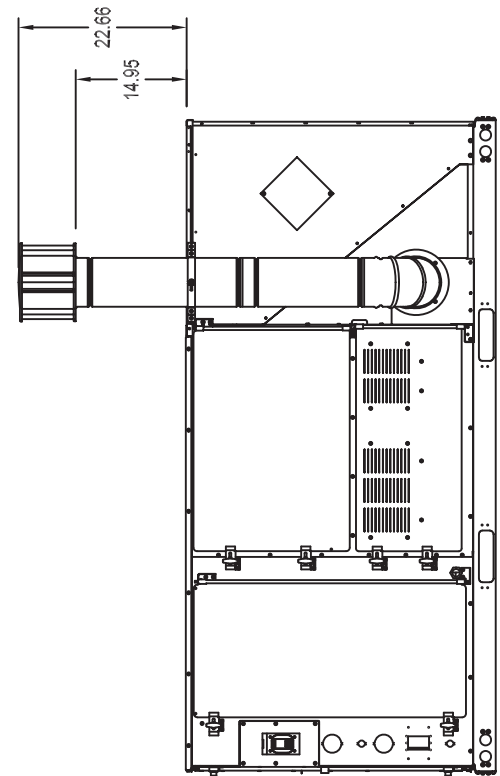
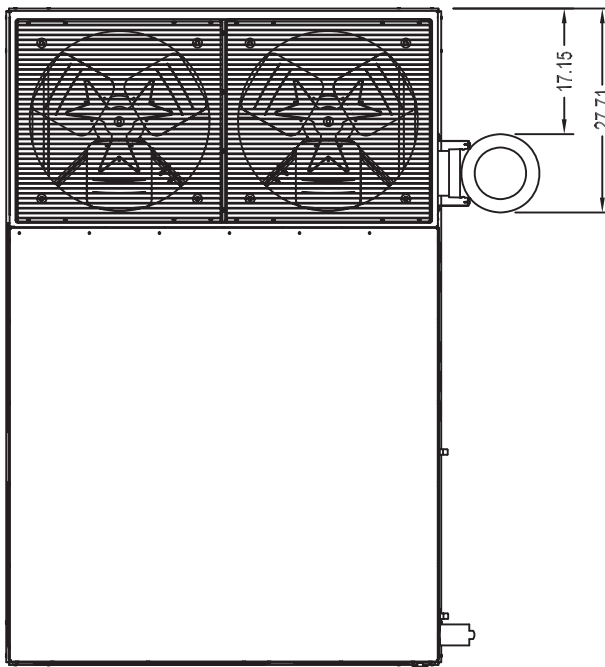
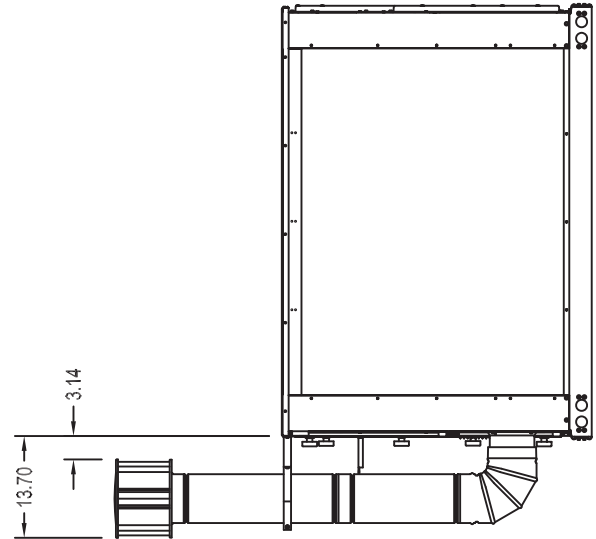
FLUE EXHAUST KIT MODEL 1FE0412

MODELS: DM, DF, DH, DR, DJ 078 THRU 150 AND
DL, DS, DU, DW -06 THRU -12

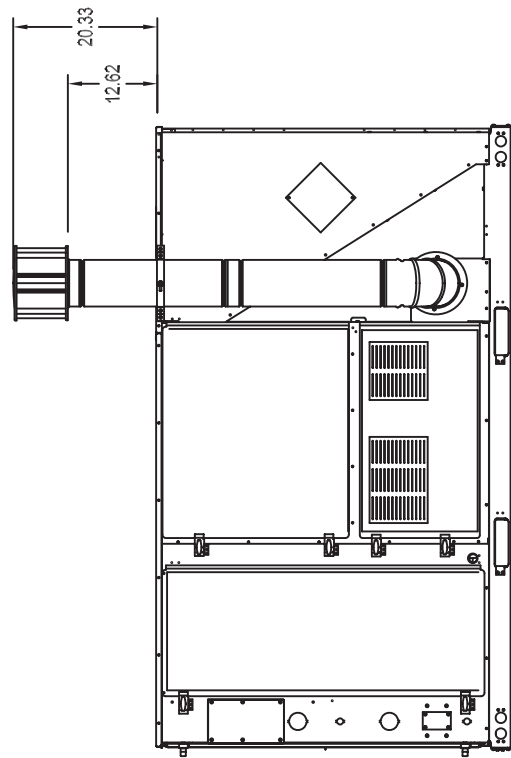
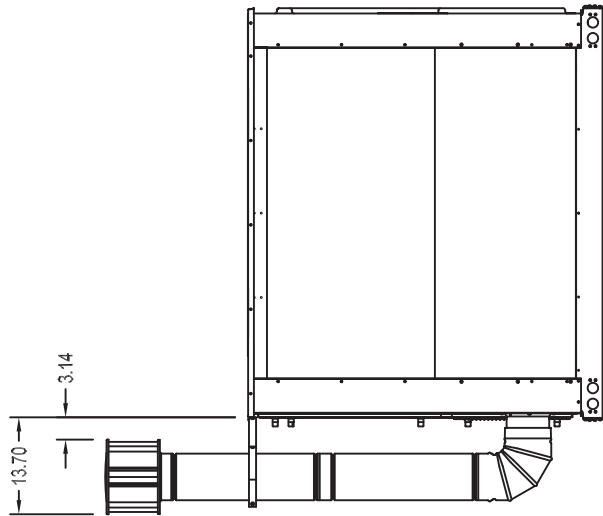
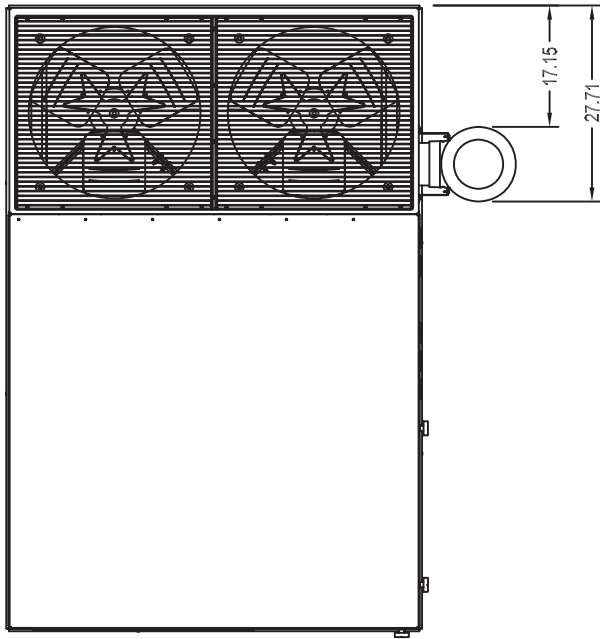
JOB NAME:		LOCATION:		
PURCHASER:		ORDER NO:		
ENGINEER:				
SUBMITTED TO:	FOR:	REF:	APPROVAL:	CONSTRUCTION:
SUBMITTED BY:			DATE:	
UNIT DESIGNATION:		SCHEDULE NO.	MODEL NO.	

CONTENTS OF KIT 1FE0412

ITEM	QTY.	PART NUMBER	DESCRIPTION
1	1	026-34699-000	Collar, Start, 6"
2	1	026-34701-000	B-Vent, 90°, EL, 6" Adj.
3	1	026-34703-000	B-Vent, STR, 6" Dia., 18" Length
4	2	026-34704-000	B-Vent, STR, 6" Dia., 24" Length
5	1	026-34705-000	B-Vent Cap, 6" Dia
6	1	026-34076-000	Bracket, Wall, 6"
7	2	021-16049-000	Screw, HWH, #10 x .500 Lg.
8	2	073-23051-000	Extension, Wall Bracket
9	8	021-18368-000	Screw, HWH, #10 x .625 Lg
10	1	073-22735-000	Support Exhaust



42 INCH CABINET



50-3/4 INCH CABINET

Subject to change without notice. Printed in U.S.A.
Copyright © 2005 by Unitary Products Group. All rights reserved.

036-22975-001-A-0405
Supersedes: Nothing

Unitary
Products
Group

5005
York
Drive

Norman
OK
73069