

Panel mounted fuse holders for 13/32" x 1 5/16" to 1 1/2" fuses

HPF



#10 wire max
for solder connection

Specifications

Description: Standard fuse holders with **screw-type knob** for 13/32" x 1 5/16" to 1 1/2" fuses.

Dimensions: See dimensions illustration.

Agency information: CE, UL Recognized, Guide IZLT2, File E14853; CSA Certified, Class 6225-01, File 47235.

Flammability rating: UL 94HB.

Terminals: Combination 1/4" quick-connect/solder terminals.

Catalog numbers

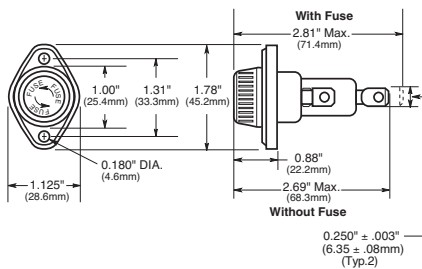
Catalog numbers	Amp ratings	Volts AC	Fuse description
HPF	30 ²	600	1 1/2" (38.1mm)
HPF-C	30 ²	600 ³	1 1/2" (38.1mm) clear knob.
HPF-L	5	600	BBS, 13/32" x 1 5/16" fuses.
HPF-EE	15	600	SC 0-15, 13/32" x 1 5/16" fuses.
HPF-JJ	20	600	SC 20, 13/32" x 1 5/16" fuses.
HPF-FF ¹	30 ²	480	SC 25 & 30, 13/32" x 1 5/16" fuses.
HPF-RR	30 ²	600	KTK-R, LP-CC & FNQ-R Class CC fuses.
HPF-WT	30 ²	600	Splash-proof knob. 13/32" x 1 1/2"

¹ No CSA Certification

² 20A max when used with quick-connect terminals.

³ HPF-C ratings for CSA-15A, 250V

Dimensions - in (mm)



Data Sheet: 2114

HPS



Specifications

Description: Standard fuse holders with **bayonet-type knob** for 13/32" x 1 5/16" to 1 1/2" fuses.

Dimensions: See dimensions illustration.

Agency information: CE, UL Recognized, Guide IZLT2, File E14853; CSA Certified, Class 6225-01, File 47235.

Flammability rating: UL 94HB.

Terminals: Combination 1/4" quick-connect/solder terminals.

Catalog numbers

Catalog symbol	Amp ratings	Volts AC	Fuse description
HPS	30 ²⁻³	600	13/32" x 1 1/2"
HPS-L	5	600	BBS, 13/32" x 1 5/16" fuses.
HPS-EE*	15	600	SC 0-15, 13/32" x 1 5/16" fuses.
HPS-JJ*	20	600	SC 20, 13/32" x 1 5/16" fuses.
HPS-F-EE ¹	15	600	Sleeve on body, leaded for 13/32" x 1 5/16" fuses.
HPS-FF ^{1*}	30 ²	480	SC 25 & 30, 13/32" x 1 5/16" fuses.
HPS-RR ^{1*}	30 ²	600	KTK-R, LP-CC, FNQ-R Class CC fuses.

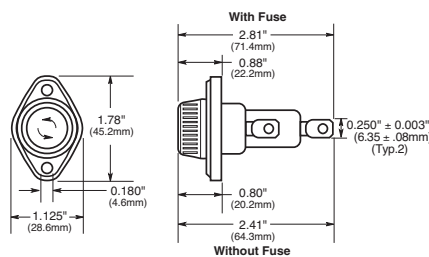
*-EE, -JJ, -FF and -RR versions are UL Recognized for applications requiring branch circuit protection.

¹ No CSA Certification

² 20A max when used with quick-connect terminals.

³ HPS rated at 250V for CSA

Dimensions - in (mm)



Data Sheet: 2113

HPG



HPD



Specifications

Description: Standard fuse holders with **bayonet-type knob** for 13/32" x 1 1/2" fuses.

Dimensions: See dimensions illustrations.

Agency information: CE, UL Recognized, (Guide IZLT2, File E14853).

Flammability rating: UL 94V0 - fuse holder body UL 94HB - Knob.

Catalog numbers

Catalog numbers	Amp ratings	Volts AC	Fuse description
HPG*	30 ¹	600	13/32" x 1 1/2" fuses
HPG-EE*	15	600	SC 0-15, 13/32" x 1 5/16" fuses.
HPD**	30 ¹	600	13/32" x 1 1/2" fuses

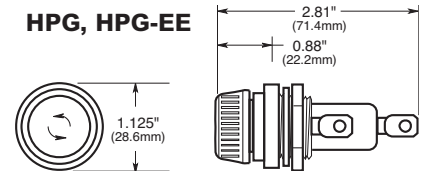
¹ 20A max when used with quick-connect terminals.

*HPG and HPG-EE has combination 1/4" quick-connect/solder terminals on both side (load) and rear (line) terminals.

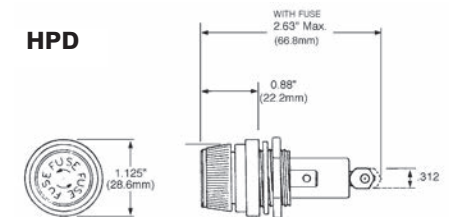
**HPD has combination 1/4" quick-connect/solder terminal on side (load) terminal only. Rear (line) terminal is 3/16" shorter than HPG. Rear terminal solder only.

Dimensions - in (mm)

HPG, HPG-EE



HPD



Data Sheet: 2108