

### 30, 60 and 100 A switch multi-wire lug kits

#### Catalog numbers

- CCP2-MW1-3 (30 and 60 A switches only)
- CCP2-MW1-6 (100 A switches only)
- CCP2-MW1-3C (100A switches only)

#### Description

The multi-wire lug kits permit expanding each box lug terminal on the switch into a three-port (30 and 60 A switches) or six-port (100 A switches) terminal for power distribution applications.

Each multi-wire lug kit comes with three lugs and three terminal shrouds. Shrouds provide finger-safe protection when properly installed.

Lugs may be mounted on either the loadside or lineside to meet various application needs.

Ports on any one lug accept any conductor combination listed, e.g., one of the ports may have dual 14 AWG wires and the other two ports single 10 AWG wires.

#### Ratings

- Volts 600 V
- Amps
  - 60 A max (CCP2-MW1-3)
  - 100 A max (CCP2-MW1-6)
- SCCR 200 kA

#### Agency information

- UL Recognized, Guide WHY2, File E302370
- RoHS compliant

#### Storage and operating temperature

- -20°C to 75°C (-4°F to 167°F)

#### Multi-wire lug conductor information

- 75°C Cu/AL
- AWG size and quantity per port - see table below

Type	AWG range	Class	Quantity	Torque N•m (lb-in)
Cu/Al	4-6	Stranded, Class B/C	Single	3.95 (35)
	8			2.82 (25)
Cu	10-14	Stranded, Class B/C	Single/dual*	2.26 (20)
	10-14			Solid
	8	UL ferrule, Class B to K	Single/twin†	2.82 (25)
	10-14			2.26 (20)

\* Dual wire to be same size and type.

† Two stranded conductors placed in one UL Listed twin ferrule.

ROW 2 Wire ranges 1-14 AWG				
Type	AWG range	Class	Single/dual	Torque N•m (lb-in)
Cu	1-3	Class G-K*	1	6.21 (55)
Cu/Al	1-3	Stranded, Class B/C	1	
Cu	4-6	Stranded, Class B/C	2	5.6 (50)
Cu	4-6	Class G-K*	1	
Cu/Al	4-6	Stranded, Class B/C	1	
Cu	8	Stranded, Class B/C	2	5.08 (45)
Cu	8	Class G-K*	1	
Al	8	Stranded, Class B/C	1	4.51 (40)
Cu	10-14	Stranded, Class B/C	2	
Cu	10-14	Stranded, Class B/C	1	3.95 (35)
Al	10-12	Stranded, Class B/C	1	

\* Class G-K is FLEX fine stranded Class G, H, I, DLO, K (MTW) and mm<sup>2</sup> Class 5.

#### Multi-wire lug conductor information (continued)

75°C Cu/Al solid or stranded wire as detailed below.

ROW 1 Wire ranges 4-14 AWG				
Type	AWG range	Class	Quantity	Torque N•m (lb-in)
Cu/Al	4-6	Stranded, Class B/C	Single	3.95 (35)
	8			2.82 (25)
	1-14			3.39 (30)
Cu	10-14	Stranded, Class B/C	Single/dual*	2.26 (20)
	10-14			Solid
	8	UL ferrule, Class B to K	Single	2.82 (25)
	10-14			Single/twin†

\* Dual wire to be same size and type.

† Two stranded conductors placed in one UL Listed twin ferrule.

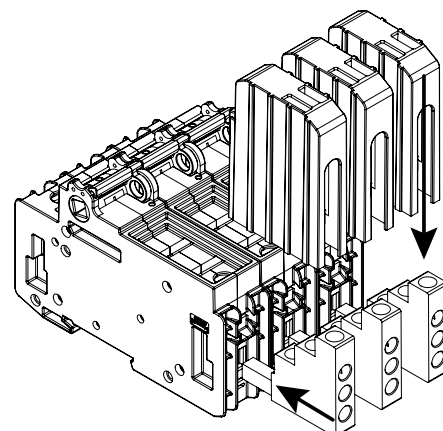
#### CCP2 box lug torque for multi-wire lugs

- 30/60 A switch lug, 4.52 N•m (40 lb-in)
- 100 A switch lug, 5.09 N•m (45 lb-in)

#### Carton quantity

Catalog no.	Application	Qty.
CCP2-MW1-3	For 30/60 A switches only	3 lugs and 3 shrouds
CCP2-MW1-6	For 100 A switches only	
CCP2-MW1-3C	For 100 A switches only	








#### Installed on CCP2-3-xx



Multi-wire lugs mount in switch box lug terminals to provide three additional wire ports per pole. Lugs can be mounted on the switch lineside or loadside. Each multi-wire lug kit comes with three lugs and three shrouds.

**Ordering a complete switch installation**  
**30 and 60 A CCP2 clockwise rotary switches**

For a complete assembly, select from the following required and optional components, and accessories.

<b>Required</b>	<b>Catalog no.</b>			
	<b>Switches</b>	<b>Amps</b>	<b>Poles</b>	
	<b>Right front rotary</b>			
		CCP2R-2-30CF	30	2
		CCP2R-3-30CF		3
		CCP2R-2-60CF	60	2
		CCP2R-3-60CF		3
	<b>Left front rotary</b>			
		CCP2RL-2-30CF	30	2
		CCP2RL-3-30CF		3
		CCP2RL-2-60CF	60	2
		CCP2RL-3-60CF		3
	<b>Right side rotary</b>			
		CCP2S-2-30CF	30	2
		CCP2S-3-30CF		3
		CCP2S-2-60CF	60	2
		CCP2S-3-60CF		3
	<b>And</b>			
		<b>Rotary handles</b>	<b>Description</b>	<b>Rating</b>
		CCP2-H4X-B1	Selector handle — black/grey	Type 1, 4X, 12
CCP2-H4X-R1		Selector handle — red/yellow		
CCP2-H4X-B2		Pistol handle — black/grey		
CCP2-H4X-R2		Pistol handle — red/yellow		
<b>And</b>				
	<b>Shafts (8 mm)</b>	<b>Length</b>		
	CCP2-SH1-290	290 mm		
	CCP2-SH1-490	490 mm		
	<b>NFPA 79 compliant handle</b>	<b>Color</b>		
	CCP2-NFPA-1	Red		
<b>And</b>				
<b>Optional</b>		<b>Multi-wire lug kits</b>	<b>Description</b>	
		CCP2-MW1-3	3-port multi-wire, 75°C Cu/Al, 6-14, includes terminal shrouds, pack of 3	