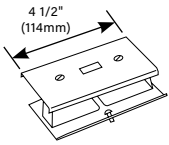


3000 SERIES® RACEWAY

3000 Series Raceway Ordering Information (continued)

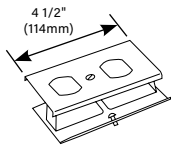
Switch Cover



PART NUMBERS:
V3040CE (Ivory), **G3040CE** (Gray)

Installs commercially available single-pole, two-pole, three-way or four-way switches into 3000 Series Raceway. G3007C Device Bracket included.

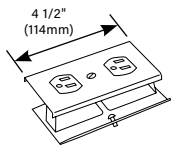
Duplex Receptacle Cover



PART NUMBERS:
V3043BE (Ivory), **G3043BE** (Gray)

Installs commercially available 15A and 20A duplex receptacles or 106 style data frame into 3000 Series Raceway. G3007C Device Bracket included.

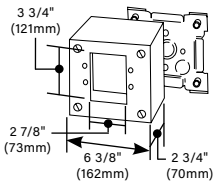
Duplex Grounding Receptacle Cover



PART NUMBERS:
V3043GE (Ivory), **G3043GE** (Gray)

Installs commercially available 15A-125V (NEMA-15R) grounding receptacles into 3000 Series Raceway. Grounding receptacle included.

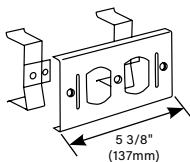
Extra Deep Switch & Receptacle Box



PART NUMBERS:
V3044-2 (Ivory), **G3044-2** (Gray)

Two-gang. For standard 30A, 50A, and 60A receptacles. Four sides of cover have one set of combination twistouts for 3000 Series Raceway. Hole cut in cover: 3 3/4" x 2 7/8" (95mm x 73mm). Base has five 1/2" trade size KOs.

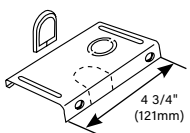
Duplex Receptacle Cover



PART NUMBERS:
V3046BE (Ivory), **G3046BE** (Gray)

Installs commercially available 15A and 20A duplex receptacles or 106 style data frame into 3000 Series Raceway.

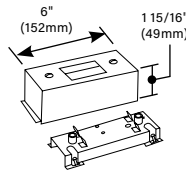
Tap-Off Fitting



PART NUMBERS:
V3046H-2 (Ivory), **G3046H-2** (Gray)

For feeding out of the bottom of raceway. Has concentric 1/2" and 3/4" trade size KOs and twistout for communication cables. Grommet furnished for telephone KO.

Circuit Breaker Housing

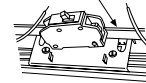


PART NUMBERS:
V3046KD (Ivory), **G3046KD** (Gray)

Cover used as is with single-pole breaker. KO is removed for two-pole. For two-pole circuit breakers where the toggle is center located, web is snipped or cut out.



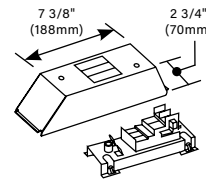
Two-pole circuit breaker being mounted on base of G3046KD.



Single-pole circuit breaker being mounted on base of G3046KD.

For use with the following breakers rated 50A maximum. General Electric: THQC, THHC Westinghouse: Quicklag C, QCH.

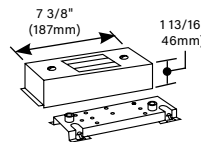
Circuit Breaker Housing



PART NUMBERS:
V3046KTSQ (Ivory), **G3046KTSQ** (Gray)

Mounts Square D™ Quik-Gard QOB bolt-on circuit breakers into 3000 Series Raceway. Rated up to 50A maximum capacity. Includes Square D QON3B Compact Base for single- to three-pole circuit breakers. For GFI breakers, use Square D QOB-GFI Series.

Circuit Breaker Housing



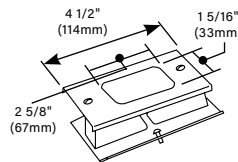
PART NUMBERS:
V3046QOU (Ivory), **G3046QOU** (Gray)

Mounts Square D Type QOU one-, two- or three-pole breakers, rated up to 50A maximum capacity, into 3000 Series Raceway.

Wire capacity of 3000 Series Raceway with G3046KD, KTSQ, QOU circuit breaker housings.

	#6 AWG	#8 AWG	#10 AWG	#12 AWG	#14 AWG
THHN, THWN	6	8	10	18	26

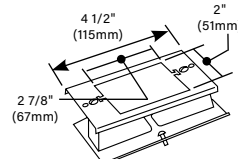
Rectangular Decorator Receptacle Cover



PART NUMBERS:
V3048R (Ivory), **G3048R** (Gray)

Installs commercially available 15A and 20A rectangular receptacles into 3000 Series Raceway. G3007C Device Bracket included.

Extension Cover



PART NUMBERS:
V3051LE (Ivory), **G3051LE** (Gray)

Accepts shallow-type 30A and 50A devices and flush plates. Also Fustat devices SRU, SSU, SRW, SOU and SOW, or equivalent. Deeper devices can be accommodated with a combination of G3051LE and any of the V5700 Series single-gang, open base boxes. G3007C Device Bracket included.

NOTE: Parts identified with this symbol are Certified to Canadian Safety Standards for sale in Canada. When ordering these products, change the "V" color prefix to "CV" or the "G" color prefix to "CG" to denote the Canadian versions.