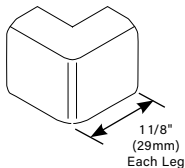


UNIDUCT® 2800 & 2900 SERIES RACEWAYS

Ordering Information

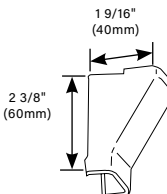
External Elbow



PART NUMBERS:
2818 (Ivory)
2818-WH (White)
2818-FW (Fog White)

Makes right angle turns around external corners.

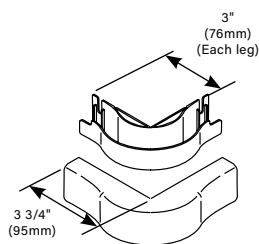
Drop Ceiling Connector



PART NUMBERS:
2886 (Ivory)
2886-WH (White)
2886-FW (Fog White)

Conceals dropped cables from ceiling into 2800 Series Raceway.

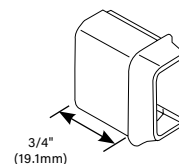
Radiused External Elbow



PART NUMBERS:
2818FO (Ivory)
2818FO-WH (White)
2818FO-FW (Fog White)

Makes right angle turns around external corners of 2800 Series Raceway. Maintains 1 1/4" (32mm) cable bend radius when installing UTP and fiber optic cable.

Reducing Connector (2800 - 2700)



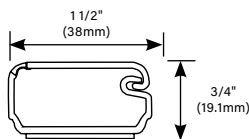
PART NUMBERS:
2889 (Ivory)
2889-WH (White)
2889-FW (Fog White)

For transitioning from 2800 Series Raceway to 2700 Series Raceway.

NOTE: Device Boxes for Uniduct 2700 Series Raceway can be found on pages located at the end of this product section.

Uniduct® 2900 Series Raceway Ordering Information


One-Piece Latching Raceway



PART NUMBERS:
2900 (Ivory)
2900-WH (White)
2900L8 (Ivory)
2900L8-WH (White)
2900-FW (Fog White)

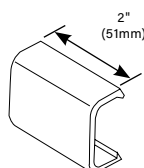
Co-extruded design, smooth plastic finish with adhesive backing. Available in 6' (1.8m) length, packed 120' (36.6m) per carton. 2900L8 available in 8' (2.44m) length, packed 160' (48.8m) per carton.

PVC-1 PVC Raceway Cutter



Regular duty cutter. Ideal for use with small nonmetallic raceways.

Cover Clip



PART NUMBERS:
2906 (Ivory)
2906-WH (White)
2906-FW (Fog White)

For covering joint where two pieces of 2900 Series Raceway Cover come together.

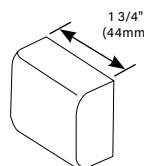
Uniduct® 2900 Series Raceway Wire Fill Capacities for Communications

	CABLE/WIRE SIZE	O.D. (Approx. Dia.)		40% FILL
		Inches	()	
UNSHIELDED TWISTED PAIR	4-pair, 24 AWG, Cat 3	0.190	(4.8)	12
	4-pair, 24 AWG, Cat 5e	0.210	(5.3)	10
	4-pair, 24 AWG, Cat 6	0.250	(6.3)	7
	4-pair, 24 AWG, Cat 6a*	0.354	(8.9)	3
	25-pair, 24 AWG	0.410	(10.4)	2
COAXIAL	RG6/U	0.270	(6.9)	6
FIBER	ZipCord	0.118 x 0.236	(3 x 6)	12
	Round 4 Strand Fiber	0.187	(4.8)	12
	Round 6 Strand Fiber	0.256	(6.5)	6

NOTE: For additional information, refer to the Technical Section.

* Category 6 augmented (6a) cable for 10 gigabit ethernet – max allowed cable diameter per addenda No. 11 ANSI TIA/EIA 568-B.2.

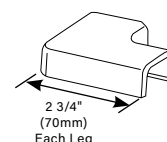
Blank End Fitting



PART NUMBERS:
2910B (Ivory)
2910B-WH (White)
2910B-FW (Fog White)

For closing open end of 2900 Series Raceway.

Flat Elbow



PART NUMBERS:
2911 (Ivory)
2911-WH (White)
2911-FW (Fog White)

For right angle turns on same surface.