


johni-bolt® and johni quick bolt®

Spec Sheet #S1071 A
April 2004

Closet Bolts



DESCRIPTION

johni-bolt

The original patented, solid brass closet bolt - with time saving snap-off slot and captive washer. A pair of pliers easily snaps off the top of the bolt. Captive washer keeps bolt upright and prevents it from falling through the flange. Oversized solid brass acorn nuts, stainless steel washers. Packaged in pairs (two bolts with captive washer, two washers, two brass acorn nuts per plastic bag). Specially designed head fits into every flange and slides easily into position. Won't rust or corrode. Nuts will not strip or round out easily. The **johni-bolt XL** is extra long to accommodate those remodeling projects where multiple floor surfaces require a longer bolt to secure the water closet to the existing flange. Because of the wide variance in required length, **XL** bolts do not have break-off notches, but may easily be sawed flush as needed.

johni quick bolt

The **johni quick bolt** is a unique bolting system for mounting toilets. Eliminates wobbly bolts and the need for double-nutting, flimsy wax, putty, or thin plastic washers. Fast; easy; and secure. Just push down on the gold-colored plastic washer (no need to "screw on"), and then turn to tighten.

SIZES AND PACKING

STOCK NO.	SIZE	PACKING	WEIGHT/CASE
johni-bolt 2-1/4" length			
90104	1/4" dia.	100 bags	12.5 lbs.
90124	5/16" dia.	100 bags	17.0 lbs.
johni-bolt XL 3-1/2" length			
90154	1/4" dia.	100 bags	14.0 lbs.
90174	5/16" dia.	100 bags	19.0 lbs.
johni quick bolt 2-1/4" length			
90904	1/4" dia.	100 bags	10.5 lbs.
90905	5/16" dia.	100 bags	13.5 lbs.
johni quick bolt XL 3-1/2" length			
90906	1/4" dia.	50 bags	11.5 lbs.
90907	5/16" dia.	50 bags	14.5 lbs.



Specifications

johni-bolt® and
johni quick bolt®

johni-bolt® and johni quick bolt®

APPROVALS AND LISTINGS

Many plumbing codes require use of solid brass bolts.

SPECIFIC USES

Johni-bolts are used to secure water closets to flanges.

SPECIFIC APPLICATIONS*

Johni-bolts are designed to be used with a wax ring to provide leak-proof perimeter around water closet base.

Johni-bolts can be used on new installations or replacement of existing water closets.

PHYSICAL PROPERTIES

Appearance: **johni-bolt and johni-bolt XL**, two solid brass bolts with captive washer, and cap nuts with two stainless steel washers.
johni quick bolt, two gold-color plastic washers, two solid brass bolts and two cap nuts with two stainless steel washers.

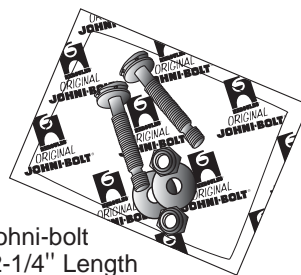
WARNINGS OR CAUTIONS

Read all cautions and directions carefully before using product.


DIRECTIONS FOR USE

Use with wax gaskets to install water closets.


- 1) Remove wrapper of wax ring.
- 2) With bowl upside down on a protective pad, place wax ring, flat edge and plastic horn (if applicable) facing away from toilet base, in recessed groove around opening.
- 3) Press wax ring firmly into place to assure adhesion when bowl is inverted.
- 4) Slide bolts into slots on either side of the waste line flange.
If using **johni quick bolts**: After sliding bolts into slots on either side of the waste line flange, hold gold-colored plastic "washer" over bolt and press down firmly (no need to screw on). Then, just turn and tighten to hold bolt secure (gold-colored plastic "washer" can also be placed on bolt *before* bolt is inserted into flange).
- 5) Carefully set toilet bottom outlet on waste flange with bolts extending through holes in base of toilet. Press down firmly and twist bowl slightly to compress wax. When the base of the toilet is in uniform contact with the floor, place washer and nut on each bolt and tighten lightly. Do not over-tighten, as porcelain may crack. Nuts can always be retightened if bowl begins to wobble after a period of use. Replace decorative caps. (Wax rings work best at room temperature.)



johni-bolt
2-1/4" Length



johni bolt XL
3-1/2" Length



johni quick bolt XL
3-1/2" Length

For Delivery by Fax	Call 1-800-942-4636
Internet	See MSDS section of www.herchem.com
Mail	Contact Hercules at address below or any Hercules representative

This product is defined as an "article" and is not classified as hazardous in accordance with OSHA 1910.1200.

* For special applications which may not be covered in this or other Hercules literature, please contact Hercules Technical Services Department by phone at 1-800-221-9330 or send a fax to 1-800-333-3456 or visit our web-site at www.herchem.com.



Hercules Chemical Company, Inc.

111 South Street, Passaic, NJ 07055-9100

Phone: 800-221-9330 • Fax: 800-333-3456

e-mail: info@herchem.com

<http://www.herchem.com>

ISO 9001: 2000 Certified

