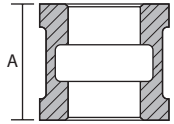


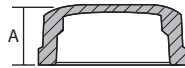
CLASS 300 • THREADED FITTINGS

Specifications & Approvals

Material: Conforms to ASTM A 197 (CUPOLA)
 Dimensions: Conforms to ANSI B 16.3, B 16.4, B 16.39 & SI 225
 Union Dimensions: Conforms to ASME B 16.39
 Threads: Conforms to ANSI / ASME B 1.20, BS 21
 Class: 300 P.S.I.
 Tensile Strength: 28.4 kg/mm. (Minimum)
 Elongation: 5% Minimum
 Zinc Coating: SI 918, Conforms to ASTM A 153
 Working Pressure: 10 kg/cm (300 P.S.I.) at 550°F



Cap - Dimensions

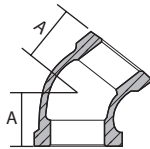


Size	A	Weight
1/4"	19.8	*
3/8"	21.4	62
1/2"	24.9	100
3/4"	27.4	153.3
1"	32.0	250
1-1/4"	35.0	381
1-1/2"	36.3	472
2"	42.7	800
2-1/2"	56.0	875
3"	60.0	1197
4"	70.0	3137

Coupling - Dimensions

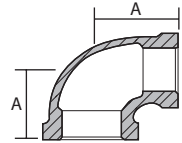
Size	A	Weight
1/4"	34.8	68
3/8"	41.4	111
1/2"	47.5	181
3/4"	53.8	279
1"	60.2	416.5
1-1/4"	72.9	671.7
1-1/2"	72.9	835
2"	91.9	1394
2-1/2"	104.6	2216
3"	104.6	3204
4"	108.0	4700

45° Elbow - Dimensions



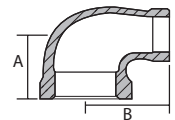
Size	A	Weight
1/4"	20.6	73
3/8"	22.3	114.5
1/2"	25.4	175
3/4"	28.7	274
1"	33.3	442
1-1/4"	38.1	699
1-1/2"	42.9	920
2"	50.8	1493.3
2-1/2"	57.1	2234
3"	64.0	3335
4"	71.0	5680

90° Elbow - Dimensions



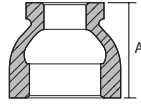
Size	A	Weight
1/4"	23.9	77
3/8"	26.9	120
1/2"	31.7	193
3/4"	36.6	333
1"	41.4	468
1-1/4"	49.3	813
1-1/2"	54.1	968
2"	64.0	1595
2-1/2"	74.7	2553
3"	85.8	4214
4"	114.3	6720

Reducing Elbow - Dimensions



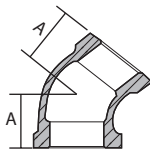
Size	A	B	Weight
1/2" X 1/4"	-	-	203
3/4" X 1/2"	-	-	-
1" X 3/4"	-	-	404.9

Reducing Couplings - Dimensions



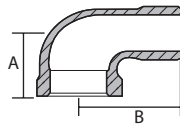
Size	A	Weight
3/8" X 1/4"	36.6	94
1/2" X 1/4"	42.9	127
1/2" X 3/8"	42.9	137
3/4" X 1/4"	44.5	200
3/4" X 3/8"	44.5	187.5
3/4" X 1/2"	44.5	211
1" X 1/2"	50.8	305.3
1" X 3/4"	50.8	328.2
1-1/4" X 1/2"	60.5	467
1-1/4" X 3/4"	60.5	492
1-1/4" X 1"	60.5	551
1-1/2" X 1/2"	68.3	611.7
1-1/2" X 3/4"	68.3	637
1-1/2" X 1"	68.3	675
1-1/2" X 1-1/4"	68.3	753
2" X 1/2"	81.0	981.3
2" X 3/4"	81.0	1017
2" X 1"	81.0	1008
2" X 1-1/4"	81.0	1101.3
2" X 1-1/2"	81.0	1139
2-1/2" X 1-1/2"	93.7	1704
2-1/2" X 2"	93.7	1767.5
3" X 2"	103.1	2818
3" X 2-1/2"	103.1	3008
4" X 3"	112.0	4008

45° Street Elbow - Dimensions



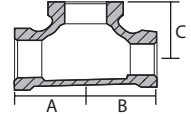
Size	A	Weight
1/2"	-	133.4
3/4"	-	215
1"	-	347
1-1/4"	-	564
1-1/2"	-	757
2"	-	1225

90° Street Elbow - Dimensions



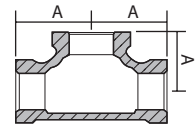
Size	A	B	Weight
1/4"	36.6	23.9	66.5
3/8"	41.4	26.9	98
1/2"	50.8	31.7	167
3/4"	55.6	36.6	267
1"	65.0	41.4	427.9
1-1/4"	73.1	49.3	675
1-1/2"	79.5	54.1	901.5
2"	93.7	64.0	1421
3"	-	-	-

Reducing Tee - Dimensions



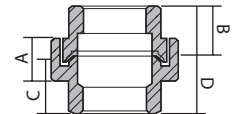
Size	A	B	C	Weight
3/8" X 1/4"	-	-	-	166.3
3/4" X 1/2"	33.0	33.3	35.0	350
1" X 1/4"	-	-	-	243
1" X 1/2"	36.6	36.6	38.1	513
1" X 3/4"	38.1	38.1	39.6	557
1-1/4" X 1/2"	41.4	41.4	38.1	740.5
1-1/4" X 3/4"	41.4	41.4	44.4	814
1-1/4" X 1"	44.4	44.4	46.0	861
1-1/2" X 1/2"	41.4	41.4	46.0	960
1-1/2" X 3/4"	42.9	42.9	47.7	984
1-1/2" X 1"	46.0	46.0	50.8	1092
1-1/2" X 1-1/4"	50.8	50.8	52.3	1209
2" X 2" X 1/2"	44.4	44.4	52.3	1426
2" X 2" X 3/4"	46.0	46.0	54.1	1453
2" X 2" X 1"	50.8	50.8	57.1	1598
2" X 2" X 1-1/4"	54.1	54.1	60.4	1798
2" X 2" X 1-1/2"	57.1	57.1	58.7	1888
3" X 3" X 2"	71.4	71.4	79.5	4386

Tees - Dimensions



Size	A	Weight
1/4"	23.9	112.5
3/8"	26.9	170.5
1/2"	31.7	326
3/4"	36.6	490
1"	41.4	705
1-1/4"	49.3	1055
1-1/2"	54.1	1343
2"	64.0	2229
2-1/2"	74.7	3431
3"	85.8	5210
4"	105.0	4962.5

Union - Dimensions



Size	A	B	C	D	Weight
1/4"	19.5	17.5	22.0	-	130.5
3/8"	22.5	19.0	24.2	-	233
1/2"	24.5	20.0	27.0	-	261.4
3/4"	27.5	21.0	29.0	-	400
1"	29.0	23.0	32.5	-	665.8
1-1/4"	33.0	26.0	38.0	-	945.8
1-1/2"	35.5	29.0	41.5	-	1121.3
2"	42.0	32.0	45.0	-	1914
2-1/2"	44.0	37.0	51.0	-	2347
3"	55.5	43.0	58.0	-	3582.5
4"	61.5	54.0	64.5	-	8450